

# **Guidance on best available techniques and best environmental practices relevant to the polybrominated diphenyl ethers (PBDEs) and Dechlorane Plus (DP) listed under the Stockholm Convention on Persistent Organic Pollutants**

July 2024



#### **Disclaimer**

In the event of any inconsistency or conflict between the information contained in this non-binding guidance document and the Stockholm Convention on Persistent Organic Pollutants (POPs), the text of the Convention takes precedence, taking into account that the interpretation of the Stockholm Convention remains the prerogative of the Parties.

The designations employed and the presentations in this guidance document are possible options, based on expert judgment, to provide assistance to Parties to develop, revise and update national implementation plans or national reports under the Stockholm Convention. The Stockholm Convention Secretariat, UNEP or contributory organizations or individuals cannot be liable for misuse of the information contained in it.

While reasonable efforts have been made to ensure that the content of this publication is factually correct and properly referenced, the Secretariats of the Basel, Rotterdam and Stockholm Conventions, UNEP, FAO or the UN do not accept responsibility for the accuracy or completeness of the contents and shall not be liable for any loss or damage that may be occasioned, directly or indirectly, through the use of, or reliance on, the contents of this publication, including its translation into languages other than English.

## Acknowledgements

The work to review and update the guidelines and guidance on best available techniques and best environmental practices is conducted by the experts on best available techniques and best environmental practices in accordance with the terms of reference set out in annex to decision SC-8/6, thanks to the generous financial support provided by the Government of Norway and through the in-kind contributions of the nominated experts. The valuable input of the experts nominated by Parties and others to be consulted in the process for review and update of the guidelines and guidance is highly acknowledged. The experts' names are listed in the joint Toolkit and BAT and BEP expert roster, accessible on the Stockholm Convention's website (<https://chm.pops.int/tabid/9650>).

## Table of Contents

<b>Acknowledgements</b> .....	<b>3</b>
<b>Table of Contents</b> .....	<b>4</b>
<b>Preface</b> .....	<b>8</b>
<b>Abbreviations and acronyms</b> .....	<b>9</b>
<b>Executive Summary</b> .....	<b>11</b>
<b>1. Introduction</b> .....	<b>14</b>
<b>1.1. Purpose</b> .....	<b>14</b>
<b>2. Substances covered under this document</b> .....	<b>15</b>
<b>2.1. Specific POP substances</b> .....	<b>15</b>
2.1.1 Hexabromodiphenyl ether and heptabromodiphenyl ether.....	15
2.1.2 Tetrabromodiphenyl ether and pentabromodiphenyl ether .....	15
2.1.3 Decabromodiphenyl ether .....	16
2.1.4 Dechlorane Plus (DP) .....	18
<b>2.2. Production and use of PBDE and DC</b> .....	<b>19</b>
2.2.1 Production .....	19
2.2.2 Use .....	20
<b>2.3. Summary of Best Available Techniques (BAT) and Best Environmental Practices (BEP)</b> .....	<b>23</b>
2.3.1 BAT and BEP for the use of decaBDE by process category .....	23
2.3.2 BAT and BEP for environmentally sound recycling of PBDE-containing waste with elimination of decaBDE/DP .....	25
2.3.3 BAT and BEP for the exempted use of dechlorane plus .....	27
<b>2.4. Relationship to the Basel Convention</b> .....	<b>28</b>
<b>3. General principles and guidance on BAT and BEP for managing PBDEs and DP</b> <b>30</b>	
<b>3.1. Environmental management systems (ESM)</b> .....	<b>30</b>
<b>3.2. Specific education and training of employees</b> .....	<b>31</b>
<b>3.3. Material and waste management</b> .....	<b>32</b>
3.3.1 Waste hierarchy.....	32
3.3.2 Material/Waste management systems .....	34
<b>3.4. Producer responsibility</b> .....	<b>38</b>
<b>3.5. Life cycle management</b> .....	<b>38</b>
<b>3.6. Monitoring of PBDEs/bromine and DP/chlorine in polymers</b> .....	<b>39</b>
<b>4. BAT and BEP measures for the use of decaBDE and DP</b> .....	<b>40</b>
<b>4.1. DecaBDE use in plastics</b> .....	<b>40</b>
4.1.1. Process description.....	40
4.1.2. BAT and BEP (incl. availability of alternatives).....	41
<b>4.2. DecaBDE use in textile products that require anti-flammable characteristics excluding clothing and toys</b> .....	<b>49</b>

4.2.1.	Process description.....	49
4.2.2.	BAT and BEP (incl. availability of alternatives).....	51
<b>4.3.</b>	<b>DecaBDE use in polyurethane foam for building insulation.....</b>	<b>56</b>
4.3.1.	Process description.....	56
4.3.2.	BAT and BEP (incl. availability of alternatives).....	56
<b>4.4.</b>	<b>DP use in plastics .....</b>	<b>58</b>
4.4.1.	Process description.....	58
4.4.2.	BAT and BEP (incl. availability of alternatives).....	60
<b>5.</b>	<b>BAT and BEP measures for environmentally sound recycling of PBDE/DP-containing wastes with elimination of decaBDE and DP .....</b>	<b>62</b>
<b>5.1.</b>	<b>Plastic in EEE/WEEE .....</b>	<b>62</b>
5.1.1.	Reuse of EEE.....	63
5.1.2.	Material recycling considerations.....	63
5.1.3.	Technologies to separate PBDE/DP-containing plastic.....	65
5.1.4.	Processing technologies using/producing PBDE/DP-containing plastic..	75
<b>5.2.</b>	<b>Vehicles in the transport sector .....</b>	<b>78</b>
5.2.1.	Reuse of vehicles .....	79
5.2.2.	Recycling of end-of-life vehicles .....	79
<b>5.3.</b>	<b>Polyurethane foam .....</b>	<b>85</b>
5.3.1.	Reuse of furniture and mattresses.....	85
5.3.2.	Recycling/recovery of PUR foam.....	86
<b>5.4.</b>	<b>Other materials possibly impacted by PBDEs/DP.....</b>	<b>87</b>
<b>6.</b>	<b>Energy/material recovery from PBDE/DP-containing material.....</b>	<b>88</b>
<b>6.1.</b>	<b>Incinerators.....</b>	<b>88</b>
<b>6.2.</b>	<b>Cement kilns.....</b>	<b>89</b>
<b>6.3.</b>	<b>Metal industries.....</b>	<b>89</b>
<b>7.</b>	<b>References .....</b>	<b>91</b>
	<b>Annex 1: General BAT/BEP considerations for specific sectors.....</b>	<b>102</b>
	<b>Annex 2: BAT/BEP considerations for energy/material recovery.....</b>	<b>104</b>

## List of Figures

Figure 1: Waste management of PBDE/DP containing plastics from EEE and vehicles including separation of POP containing plastic and recycling of clean plastic fractions. Please note that the 2000 ppm are a European technical specification (CENELEC TS 50625-3-1) .....	13
Figure 2: Waste management hierarchy .....	33
Figure 3: Circular economy model (Province of Ontario 2017) .....	34
Figure 4: Composition of the polymer rich mixture after metal recovery from e-waste shredding (Slijkhuis/MBA polymers 2011).....	64
Figure 5: Polymer types identified in small WEEE polymer samples (% w/w) (Dimitrakakis et al. 2009) .....	64
Figure 6: WEEE plastic recycling and separation of BFRs in the EU .....	70
Figure 7: Schematic of the processing of an end-of-life vehicle.....	79
Figure 8: Overview of the shredder process (UNEP2007/2019/2023).....	82
Figure 9: Composition of shredder waste.....	83

## List of Tables

Table 1: Specific exemptions for hexaBDE and heptaBDE.....	15
Table 2: Specific exemptions for tetraBDE and pentaBDE.....	16
Table 3: Specific exemptions for decabromodiphenyl ether (BDE-209; c-DecaBDE) (Decision SC-8/10).....	16
Table 4: Specific exemptions for the use of DP (Decision SC-11/10).....	18
Table 5: Estimated total production of commercial PBDE mixtures (Abbasi et al. 2019) .....	19
Table 6: Percentage of commercial PBDEs in major uses and average lifespan of product type (Abbasi et al. 2019; Weber 2022) .....	20
Table 7: Non-exhaustive overview of sectors/ industries where decaBDE was/is used, identified end uses and applications.....	21
Table 8: Summary of BAT and BEP for the specific exemption applications for decaBDE .....	23
Table 9: List of guidance to address energy/material recovery from PBDE-/DP containing materials.....	26
Table 10: Summary of DP BAT and BEP for specific exemption application. ....	27
Table 11: Overview of plastic types where decaBDE has been used and their applications.....	40
Table 12: Flame retardant chemicals reported to be used for polymer applications .....	46
Table 13: Examples of standard test methods for flame retardant textiles.....	50
Table 14: Flame retardant chemicals reported to be used for textile backcoating .....	53
Table 15: Common intumescent systems for textiles (Keml 2004) .....	55
Table 16: Flame retardant chemicals reported to be used for PU foam .....	57
Table 17: Use of DP in specific polymer types (UNEP 2022c; ECHA 2022) .....	59
Table 18: Shortlist of potential alternatives to DP (ECHA 2022) .....	60
Table 19: Non-chemical potential alternatives to DP in its function as a FR (ECHA 2022).....	61
Table 20: Possible separation technologies and methods. ....	67

Table 21: Combinations of separation techniques, input materials, products, status of development and remarks on related economy.....	74
Table 22: Examples of full-scale WEEE/WEEE-plastic treatment plants and their potential to separate PBDE-/DE containing plastics.....	75
Table 23: Parts that can be recycled from ELVs.....	81
Table 24: Redox potential of halogens and boiling/melting point of potassium and sodium halogenides. ....	105
Table 25: BAT-associated emission levels (BAT-AELs) for channelled emissions to air of TVOC, PCDD/PCDF and dioxin-like PCB from the incineration of waste. ....	107
Table 26: Summary of primary and secondary measures for secondary copper smelters. ....	109
Table 27: Summary of primary and secondary measures for new and existing electric arc furnaces ..	111

## Preface

This document has been initially developed in 2012 by the United Nations Industrial Development Organization (UNIDO) and the United Nations Institute for Training and Research (UNITAR), working in collaboration with the Secretariat of the Stockholm Convention and with financial support of the Global Environment Facility (GEF). In 2013, further to the request of the Conference of the Parties (COP) to the Stockholm Convention, the document has been revised in the frame of the Stockholm Convention best available techniques (BAT) and best Environmental Practices (BEP) expert process, based on comments received from parties and others, and submitted for consideration by the COP in 2015. The present document supersedes the guidance on BAT/BEP issued in March 2021 (<http://chm.pops.int/Implementation/NIPs/Guidance/GuidanceonBATBEPfortherecyclingofPBDEs/tabid/3172/Default.aspx>), contains most up-to-date information and knowledge as evaluated and integrated in the guidance by the BAT and BEP experts. The initial contribution of contributory organizations and the expert input provided by the BAT and BEP group of experts is highly acknowledged. Before finalization, the draft document was circulated for comments to Parties and others in August 2024.



## Abbreviations and acronyms

ABS	Acrylonitrile-butadiene-styrene
ASR	Automotive shredder residue
BAT	Best available techniques
BDP	Bisphenol A-bis(diphenylphosphate)
BEP	Best environmental practices
BFR	Brominated flame retardant
BRS	Basel, Rotterdam and Stockholm Convention
BSEF	Bromine Science and Environmental Forum
c-decaBDE	Commercial decabromodiphenyl ether
c-octaBDE	Commercial octabromodiphenyl ether
c-pentaBDE	Commercial pentabromodiphenyl ether
CFC	Chlorofluorocarbon
CFR	Chlorinated flame retardant
CKD	Cement kiln dust
CMR	Carcinogenic, mutagenic and reprotoxic
COP	Conference of the Parties
CRT	Cathode ray tube
DecaBDE	Decabromodiphenyl ether
DOPO	9,10-Dihydro-9-oxa-10-phosphaphenanthrene oxide
DP	Dechlorane Plus
EAF	Electric arc furnace
ECHA	European Chemical Agency
EEE	Electrical and electronic equipment
EERA	European Electronics Recyclers Association
ELV	End-of-life vehicle
EMS	Environmental management system
ESM	Environmentally sound management
FPF	Flexible polyurethane foam
FR	Flame retardant
GHG	Greenhouse gas
HeptaBDE	Heptabromodiphenyl ether
HexaBDE	Hexabromodiphenyl ether
HBCD	Hexabromocyclododecane
HFC	Hydrofluorocarbon
HIPS	High impact polystyrene
HBB	Hexabromobiphenyl
HSI	Hyperspectral imaging
ISWA	International Solid Waste Association
JIS	Japanese Industrial Standard
MSW	Municipal solid waste
NIR	Near-infrared
ODS	Ozone depleting substances
PBB	Polybrominated biphenyl
PBDE	Polybrominated diphenyl ether
PBDD/PBDF	Polybrominated dibenzo-p-dioxins and polybrominated dibenzofurans
PBTs	Persistent, bioaccumulative and toxic chemicals
PC	Polycarbonate
PCB	Polychlorinated biphenyl(s)
PCDD/PCDF	Polychlorinated dibenzo-p-dioxins and polychlorinated dibenzofurans
PentaBDE	Pentabromodiphenyl ether

PET	Polyethylene terephthalate
PFR	Phosphorous based flame retardant
POPs	Persistent organic pollutants
POPRC	Persistent Organic Pollutants Review Committee
PP	Polypropylene
PPE	Polyphenyl ether
PPO	Polyphenylene oxide
PS	Polystyrene
PST	Post-shredding technologies
PUR	Polyurethane
PVC	Polyvinylchloride
PWB	Printed wiring board
PXDD/PXDF	Polyhalogenateddibenzo-p-dioxins and polyhalogenated dibenzofurans
R&D	Research and development
RDP	Resorcinol-bis(diphenylphosphate)
RoHS	Restriction of the use of certain hazardous substances in electrical and electronic equipment
S/F	Sink and float
SOCOPSE	Source Control of Priority Substances in Europe
SVOC	Semi-volatile organic compound
TetraBDE	Tetrabromodiphenyl ether
VECAP	Voluntary Emission Control Action Program
VOC	Volatile organic compound
WEEE	Waste electrical and electronic equipment
WtE	Waste to energy
XRF	X-ray fluorescence
XRT	X-ray transmission

## Executive Summary

Polybrominated diphenyl ethers (PBDEs) and Dechlorane Plus (DP) have been produced and used in different [sectors](#), including electrical and electronics, transport (automotive and aviation), construction, furniture, textiles and carpets, and recycled, until the progressive ban under the Stockholm Convention. The production and use of PBDEs is restricted with [specific exemptions](#) for a limited number of applications. [Exemptions](#) for hexa- and heptaBDE and for tetra- and pentaBDE are respectively included in Parts IV and V of Annex A to the Stockholm Convention. [Exemptions](#) for decaBDE are defined under Part IX of Annex A and exemptions for DP under Part XI of Annex A.

Despite the ban, large volumes of PBDE-containing stockpiles and articles will continue to be used in consumer articles (in the aforementioned sectors) before entering the global recycling flow, since these are durable consumer and industrial products whose lifetime is relatively long (up to several decades).

The production of hexa- and heptaBDE (commercial OctaBDE) and for tetra- and pentaBDE (commercial PentaBDE) has stopped in 2004. The production of c-DecaBDE stopped in the EU, Japan and United States and recently also in China and only some production in India with unknown quantity continues. After China stopped DP production in 2023, there is also no known production of DP globally but there might be still some stockpiles for supplying exempted uses.

The listing of decaBDE in Annex A under the Stockholm Convention in 2017 marked an important milestone. The estimated total global production of decaBDE has been over 1.6 million tonnes, which counts for approximately ten times that of tetra-, penta-, hexa- and heptaBDE. As a result, several [alternatives](#) have been made available for the use of these chemicals in different applications. The production amount of DP was considerably lower resulting in low levels in plastic wastes confirmed by initial monitoring indicating a low risk for recycling.

The application of best available techniques (BAT) and best environmental practices (BEP) is necessary to minimize releases from production and use. Depending on the application, a wide range of different substitutes of decaBDE are available for both plastics and in textile applications. [BAT and BEP](#) for the use of decaBDE, the recycling of PBDE-containing articles (excluding decaBDE and dechlorane plus) have also been documented. These include methods for screening and separation [of the PBDE/DP containing fraction](#) during recycling of plastics.

The major (former) use sectors of PBDEs and DP are plastics in electronics, vehicles, buildings and textiles which are major waste streams which need to be managed in an environmentally sound manner and can contribute to the overall management of plastics. It has been demonstrated for e-waste and related plastics through [life-cycle assessments](#) that recycling with separation is a preferable option when compared with alternative scenarios such as the use of virgin raw material combined with unsorted plastic incineration. Recycling processes for both waste electrical and electronic equipment ([WEEE](#)) and end-of-life vehicles (ELV) follow a precise logic: either parts (potentially) containing brominated flame retardants (BFR) or chlorinated flame retardant (CFR) are separated manually at the beginning of the treatment process or, as in most cases where mechanical recycling takes place, the separation process of BFR-/CFR-containing plastics occurs at the end of the recycling process but before the extrusion of the recyclable content, based on different methods. [Energy / material recovery](#) can take place after sorting PBDE/DP-containing plastic fractions from the PBDE/DP-free fractions that are fed into the recycling process. There are a number of considerations for incineration processes, recovery in cement kilns and for the metal industry, favourably including energy and material recovery (e.g. recovery of metals from the shredder fractions of Automotive Shredder Residue (ASR) and WEEE), and conversely including generation of toxic releases like brominated dioxins and furans (PBDD/PBDF) and corrosion caused by bromine/HBr and HCl, which need to be monitored. BAT and BEP are documented for the relevant processes, including municipal waste incinerators, cement kilns, copper smelters and integrated smelters-refineries, electric arc furnaces, secondary aluminium industries and primary steel industry.

Where environmentally sound destruction or irreversible transformation of POPs are not available, disposal in an engineered landfill could be considered as an option to avoid open burning. According to the [waste management hierarchy](#), the last resort option to deal with end-of-life PBDEs and DP is responsible disposal in permanent safe landfills, following recommendations included in the text.

Several stakeholders are involved in processes of [end-of-life management](#). The [Voluntary Emissions Control Action Programme](#) is an example of a voluntary industry commitment by producers and the value chain at global level to handle chemicals and their emissions, including PBDEs and DP.

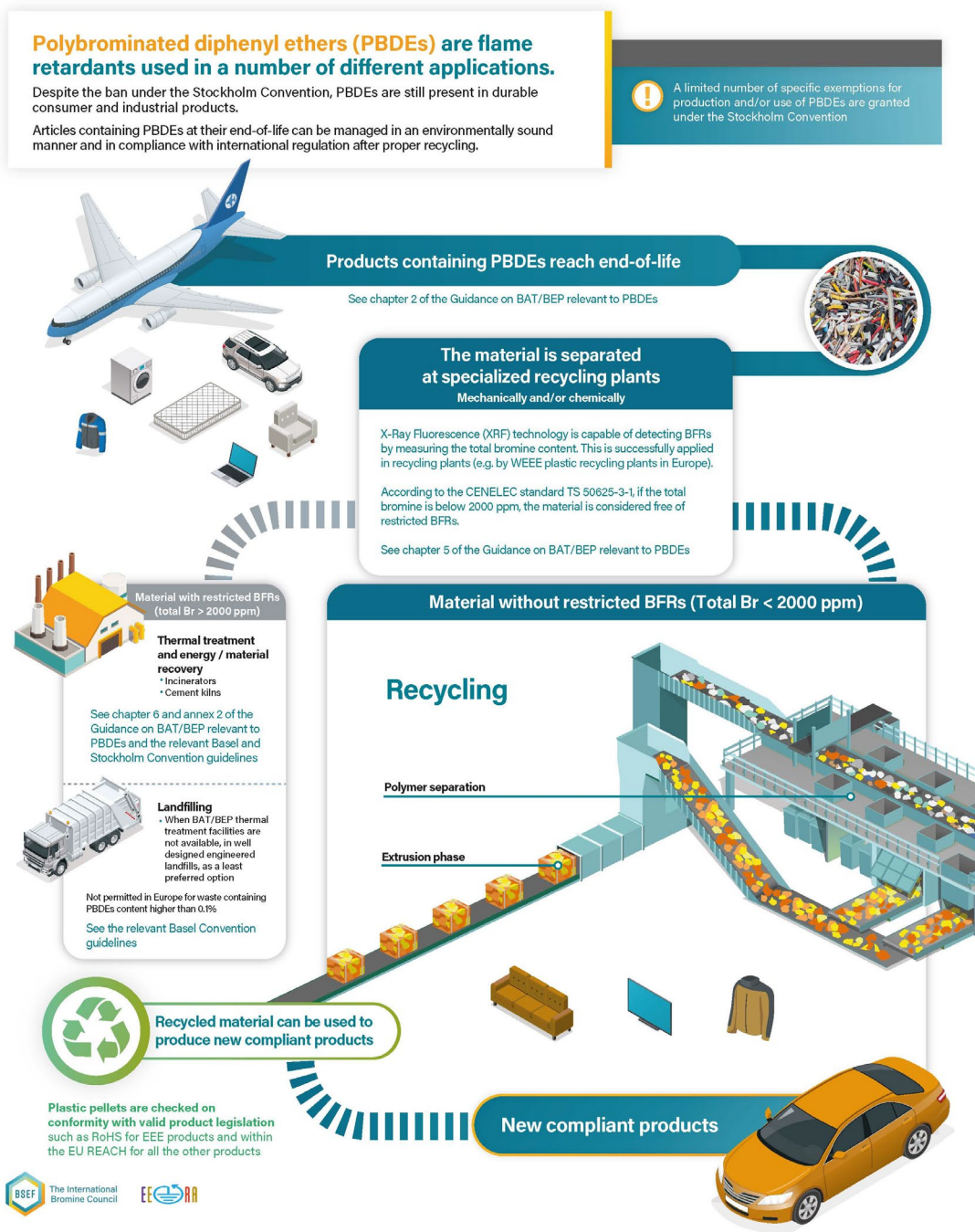


Figure 1: Waste management of PBDE/DP containing plastics from EEE and vehicles including separation of POP containing plastic and recycling of clean plastic fractions. Please note that the 2000 ppm are a European technical specification (CENELEC TS 50625-3-1)

## 1. Introduction

1. This document supersedes the “Guidance on best available techniques and best environmental practices for the recycling and waste disposal of articles containing polybrominated diphenyl ethers (PBDEs) listed under the Stockholm Convention on POPs” as of March 2021 (<http://chm.pops.int/Implementation/NIPs/Guidance/GuidanceonBATBEPfortherecyclingofPBDEs/tabid/3172/Default.aspx>) to reflect Decision SC-11/10: Listing of Dechlorane Plus, and to include updated information pursuant to Decision SC-11/5 on guidelines and guidance best available techniques (BAT) and best environmental practices (BEP).

### 1.1. Purpose

2. The concept of BAT is not aimed at the prescription of any specific technique or technology. BAT means the most effective and advanced activities, methods of operation, and techniques for providing the basis for release limitations designed to prevent and, generally to reduce releases of chemicals and their impact on the environment. BEP describes the application of the most appropriate combination of environmental control measures and strategies (Article 5, f (i) and (v) of the Stockholm Convention on Persistent Organic Pollutants (POPs)).

3. Article 3, paragraph 6 of the Stockholm Convention, requests Parties that have a specific exemption and/or acceptable purpose for a chemical listed in Annex A or Annex B to the Convention to take measures to ensure that any production or use under such exemption or purpose is carried out in a manner that prevents or minimizes human exposure and releases to the environment. For the three groups of POPs mentioned below, there are no specific requirements on BAT/BEP in the Convention.

4. For the purpose of this document, the following groups of POPs are defined:

- tetrabromodiphenyl ether and pentabromodiphenyl ether (Decision SC-4/18), listed major homologues of c-pentaBDE;
- hexabromodiphenyl ether and heptabromodiphenyl ether (Decision SC-4/14); listed major homologues of c-octaBDE;
- decabromodiphenyl ether (Decision SC-8/14); listed homologue of c-decaBDE;
- Dechlorane plus (DP) (Decision SC-11/10).

**Chapter 1** outlines the purpose and structure of this document.

**Chapter 2** provides information on the substances in the scope of this document, including the relevant provisions under the Stockholm Convention and the Basel Convention.

**Chapter 3** addresses general BAT and BEP principles for general chemical management and general guidance for the management of PBDEs and DP. Further relevant details are included in **Annex 1**.

**Chapter 4** addresses BAT and BEP for the use of decaBDE and DP in polymer/plastic and decaBDE in textile applications listed as specific exemptions under the Convention. Each section provides a general description of the process/application in which decaBDE is exempted for use, and specific BAT and BEP guidance for management of decaBDE, including information on available alternatives for that use.

**Chapter 5** addresses BAT and BEP for the recycling of PBDE-containing articles (with separation and elimination of decaBDE and DP), focusing on the key material recycling flows – namely electrical and electronic equipment (EEE) / Waste EEE (WEEE), vehicles in the transport sector, and polyurethane foam.

**Chapter 6** summarizes BAT and BEP considerations for energy and/or material recovery from PBDE- and DP containing materials and provides links to relevant detailed guidance. Further relevant details are included in **Annex 2**.

## 2. Substances covered under this document

### 2.1. Specific POP substances

#### 2.1.1 Hexabromodiphenyl ether and heptabromodiphenyl ether

5. In May 2009, by Decision SC-4/14, the Conference of the Parties to the Stockholm Convention listed hexabromodiphenyl ether (hexaBDE) and heptabromodiphenyl ether (heptaBDE) into Annex A of the Convention. The listing includes a specific exemption for articles containing hexaBDE and heptaBDE in accordance with the provisions of part IV of the Annex, as follows (Table 1):

Table 1: Specific exemptions for hexaBDE and heptaBDE

Chemical	Activity	Specific exemption
Hexabromodiphenyl ether and heptabromodiphenyl ether	Production	None
	Use	Articles in accordance with provisions of part IV of this Annex

6. According to Part III of Annex A, “Hexabromodiphenyl ether and heptabromodiphenyl ether” means 2,2',4,4',5,5'-hexabromodiphenyl ether (BDE-153, CAS No: 68631-49-2), 2,2',4,4',5,6'-hexabromodiphenyl ether (BDE-154, CAS No: 207122-15-4), 2,2',3,3',4,5',6-heptabromodiphenyl ether (BDE-175, CAS No: 446255-22-7), 2,2',3,4,4',5',6-heptabromodiphenyl ether (BDE-183, CAS No: 207122-16-5) and other hexa- and heptabromodiphenyl ethers present in commercial octabromodiphenyl ether.

7. According to Part IV of Annex A:

1. A Party may allow recycling of articles that contain or may contain hexabromodiphenyl ether and heptabromodiphenyl ether, and the use and final disposal of articles manufactured from recycled materials that contain or may contain hexabromodiphenyl ether and heptabromodiphenyl ether, provided that:

(a) The recycling and final disposal is carried out in an environmentally sound manner and does not lead to recovery of hexabromodiphenyl ether and heptabromodiphenyl ether for the purpose of their reuse;

(b) The Party takes steps to prevent exports of such articles that contain levels/concentrations of hexabromodiphenyl ether and heptabromodiphenyl ether exceeding those permitted for the sale, use, import or manufacture of those articles within the territory of the Party; and

(c) The Party has notified the Secretariat of its intention to make use of this exemption.

2. At its sixth ordinary meeting and at every second ordinary meeting thereafter the Conference of the Parties shall evaluate the progress that Parties have made towards achieving their ultimate objective of elimination of hexabromodiphenyl ether and heptabromodiphenyl ether contained in articles and review the continued need for this specific exemption<sup>1</sup>. This specific exemption shall in any case expire at the latest in 2030.

#### 2.1.2 Tetrabromodiphenyl ether and pentabromodiphenyl ether

8. By Decision SC-4/18, the Conference of the Parties to the Stockholm Convention listed tetrabromodiphenyl ether (tetraBDE) and pentabromodiphenyl ether (pentaBDE) into Annex A of the

<sup>1</sup> Registered specific exemptions for hexaBDE/heptaBDE can be found on the Convention's website at <https://chm.pops.int/Implementation/Exemptions/SpecificExemptions/HexaBDEHeptaBDERoSE/tabid/5035/Default.aspx>

Convention. The listing includes a specific exemption for articles containing tetraBDE and pentaBDE in accordance with the provisions of part V of the Annex, as follows (Table 2):

Table 2: Specific exemptions for tetraBDE and pentaBDE

Chemical	Activity	Specific exemption
Tetrabromodiphenyl ether and pentabromodiphenyl ether	Production	None
	Use	Articles in accordance with the provisions of Part V of this Annex

9. According to Part III of Annex A, “Tetrabromodiphenyl ether and pentabromodiphenyl ether” means 2,2',4,4'-tetrabromodiphenyl ether (BDE-47, CAS No: 5436-43-1) and 2,2',4,4',5-pentabromodiphenyl ether (BDE-99, CAS No: 60348-60-9) and other tetra- and pentabromodiphenyl ethers present in commercial pentabromodiphenyl ether.

10. According to Part V to Annex A as follows:

1. A Party may allow recycling of articles that contain or may contain tetrabromodiphenyl ether and pentabromodiphenyl ether, and the use and final disposal of articles manufactured from recycled materials that contain or may contain tetrabromodiphenyl ether and pentabromodiphenyl ether, provided that:

(a) The recycling and final disposal is carried out in an environmentally sound manner and does not lead to recovery of tetrabromodiphenyl ether and pentabromodiphenyl ether for the purpose of their reuse;

(b) The Party does not allow this exemption to lead to the export of articles containing levels/concentrations of tetrabromodiphenyl ether and pentabromodiphenyl ether that exceed those permitted to be sold within the territory of the Party; and

(c) The Party has notified the Secretariat of its intention to make use of this exemption.

2. At its sixth ordinary meeting and at every second ordinary meeting thereafter the Conference of the Parties shall evaluate the progress that Parties have made towards achieving their ultimate objective of elimination of tetrabromodiphenyl ether and pentabromodiphenyl ether contained in articles and review the continued need for this specific exemption<sup>2</sup>. This specific exemption shall in any case expire at the latest in 2030.

### 2.1.3 Decabromodiphenyl ether

11. In May 2017, by Decision SC-8/10, the Conference of the Parties listed decabromodiphenyl ether (decaBDE), along known as BDE-209 into Annex A of the Convention. The listing includes specific exemptions for the production and use of commercial decabromodiphenyl ether, as follows (Table 3):

Table 3: Specific exemptions for decabromodiphenyl ether (BDE-209; c-DecaBDE) (Decision SC-8/10)

Chemical	Activity	Specific exemption
Decabromodiphenyl ether (BDE-209) present in commercial decabromodiphenyl ether (CAS No: 1163-19-5)	Production	As allowed for the Parties listed in the Register
	Use	In accordance with Part IX of Annex A: <ul style="list-style-type: none"> <li>Parts for use in vehicles specified in paragraph 2 of Part IX Annex A</li> </ul>

<sup>2</sup> Registered specific exemptions for tetraBDE/pentaBDE can be found on the Convention’s website at <https://chm.pops.int/Implementation/Exemptions/SpecificExemptions/TetraBDEandPentaBDERoSE/tabid/5039/Default.aspx>



Chemical	Activity	Specific exemption
		<ul style="list-style-type: none"> <li>• Aircraft for which type approval has been applied for before December 2018 and has been received before December 2022 and spare parts for those aircraft</li> <li>• Textile products that require anti-flammable characteristics, excluding clothing and toys</li> <li>• Additives in plastic housings and parts used for heating home appliances, irons, fans, immersion heaters that contain or are in direct contact with electrical parts or are required to comply with fire retardancy standards, at concentrations lower than 10 per cent by weight of the part</li> <li>• Polyurethane foam for building insulation</li> </ul>

12. According to Part IX in Annex A:

1. The production and use of decabromodiphenyl ether shall be eliminated except for Parties that have notified the Secretariat of their intention to produce and/or use it in accordance with Article 4.

2. Specific exemptions for parts for use in vehicles may be available for the production and use of commercial decabromodiphenyl ether limited to the following:

(a) Parts for use in legacy vehicles, defined as vehicles that have ceased mass production, and with such parts falling into one or more of the following categories:

(i) Powertrain and under-hood applications such as battery mass wires, battery interconnection wires, mobile air-conditioning (MAC) pipes, powertrains, exhaust manifold bushings, under-hood insulation, wiring and harness under hood (engine wiring, etc.), speed sensors, hoses, fan modules and knock sensors;

(ii) Fuel system applications such as fuel hoses, fuel tanks and fuel tanks under body;

(iii) Pyrotechnical devices and applications affected by pyrotechnical devices such as air bag ignition cables, seat covers/fabrics (only if airbag relevant) and airbags (front and side);

(iv) Suspension and interior applications such as trim components, acoustic material and seat belts.

(b) Parts in vehicles specified in paragraphs 2 (a) (i)–(iv) above and those falling into one or more of the following categories:

(i) Reinforced plastics (instrument panels and interior trim);

(ii) Under the hood or dash (terminal/fuse blocks, higher-amperage wires and cable jacketing (spark plug wires));

(iii) Electric and electronic equipment (battery cases and battery trays, engine control electrical connectors, components of radio disks, navigation satellite systems, global positioning systems and computer systems);

(iv) Fabric such as rear decks, upholstery, headliners, automobile seats, head rests, sun visors, trim panels, carpets.

3. The specific exemptions for parts specified in paragraph 2 (a) above shall expire at the end of the service life of legacy vehicles or in 2036, whichever comes earlier.

4. The specific exemptions for parts specified in paragraph 2 (b) above shall expire at the end of the service life of vehicles or in 2036, whichever comes earlier.

5. The specific exemptions for spare parts for aircraft for which type approval has been applied for before December 2018 and has been received before December 2022 shall expire at the end of the service life of those aircraft.

13. While the c-pentaBDE and c-octaBDE were listed with an exemption for recycling, there is no exemption for the recycling of decaBDE containing products (Decision SC-8/10).

14. Information regarding the Parties that have registered for any of the specific exemptions mentioned above can be found on the Convention’s website<sup>3</sup>. The register of specific exemptions is updated regularly by the Secretariat. At this link, expired exemptions can be viewed as well.

#### 2.1.4 Dechlorane Plus (DP)

15. In May 2023, by Decision SC-11/10, the Conference of the Parties listed DP into Annex A of the Convention. DP (CAS No. 13560-89-9) is a polychlorinated flame retardant that contains two stereoisomers, syn-DP (CAS No. 135821-03-3) and anti-DP (CAS No. 135821-74-8). The listing includes specific exemptions for the use of DP (Table 4).

Table 4: Specific exemptions for the use of DP (Decision SC-11/10)

Chemical	Activity	Specific exemption
Dechlorane Plus	Production	None
CAS No. 13560-89-9	Use	In accordance with Part XI of Annex A: <ul style="list-style-type: none"> <li>• Aerospace</li> <li>• Space and defence applications</li> <li>• Medical imaging and radiotherapy devices and installations</li> <li>• Replacement parts for, and repair of, articles in applications in accordance with the provisions of paragraphs 2 and 3 of part XI of this Annex</li> </ul>
“Dechlorane Plus” includes its syn-isomer (CAS No. 135821-03-3) and its anti-isomer (CAS No. 135821-74-8).		

16. According to Part XI to Annex A as follows:

1. The use of DP shall be eliminated except for Parties that have notified the Secretariat of their intention to use it in accordance with Article 4.
2. Specific exemptions for the use of DP for replacement parts for, and repair of, articles shall apply where DP was originally used in the manufacture of those articles and may be available, limited to the following applications, until the end of the service life of the articles or 2044, whichever comes earlier:
  - i. Aerospace (such as aircraft engine fan case rub strip products and void-filling and edge-sealing products, aircraft engine manufacturing repairs, electrical items, structural panels and aircraft cabin interiors);
  - ii. Space (such as satellites, probes and other exploration equipment, manned cabins and laboratories, heat-insulating materials for rocket motors and ground support equipment);
  - iii. Defence (such as naval vessels, missiles, launch platforms, ordnance, communication equipment, radar and lidar systems and support equipment);
  - iv. Motor vehicles (covering all land-based vehicles, such as cars, motorcycles, agricultural and construction vehicles and industrial trucks; applications include cables, wire harnesses, connectors and insulation tapes);

<sup>3</sup> <http://chm.pops.int/Implementation/Exemptions/SpecificExemptions/DecabromodiphenyletherRoSE/tabid/7593/Default.aspx>.

- v. Stationary industrial machines (such as tower cranes, concrete plants and hydraulic crushers; applications include cables, wire harnesses, connectors and insulation tapes) for use in agriculture, forestry and construction;
  - vi. Marine, garden, forestry and outdoor power equipment;
  - vii. Instruments for analysis, measurements, control, monitoring, testing, production and inspection.
3. Specific exemptions for the use of DP for replacement parts for, and repair of, articles shall apply where DP was originally used in the manufacture of those articles and may be available, limited to the following applications, until the end of the service life of those articles, subject to review by the Conference of the Parties no later than 2041:
- a) Medical devices (such as ultrasound diagnostic devices, magnetic resonance imaging systems, X-ray imaging systems, flexible endoscopes and radiotherapy devices and installations);
  - b) In-vitro diagnostic devices (such as immunoassay analysers, haematology analysers, polymerase chain reaction (PCR) testing systems, genetic analysers, clinical chemistry analysers, blood coagulation analysers and urinalysis analysers).

## 2.2. Production and use of PBDE and DC

### 2.2.1 Production

17. A total of approx. 2 million t of technical PBDE mixtures were produced in the past (see Table 5). C-decaBDE has been produced since the 1970s. It is by far the most relevant technical PBDE mixture with a total historical production of 1,650,000 t and therefore more than 85% of all PBDEs produced (Abbasi et al. 2019). Under the provisions of the Stockholm Convention, production of decaBDE is permitted for Parties listed in the Register and for the uses in accordance with Part IX of the Annex A. The production of c-DecaBDE stopped in the EU, Japan and the United States. The production and export of DecaBDE in China was prohibited 31.12.2023 (Ministry of Ecology and Environment of China 2023) and only some production of DecaBDE continues in India with unknown production amount.

18. 175,000 t of c-PentaBDE has historically been produced since the 1970s with production ending in 2004. 131,000 t of c-OctaBDE (containing hexaBDE/heptaBDE) has historically been produced since the 1970s with production ending in 2004 (see Table 5; Abbasi et al. 2019).

Table 5: Estimated total production of commercial PBDE mixtures (Abbasi et al. 2019)

Commercial mixture	Time of production	Tonnes
Commercial PentaBDE	1970s to 2004	175,000
Commercial OctaBDE	1970s to 2004	131,000
Commercial DecaBDE	1970s to today (ongoing)	1,650,000

19. The DP technical mixture is a polychlorinated flame retardant. The technical DP mixture contains two stereoisomers, syn-DP (25%) and anti-DP (75%) (UNEP 2023a). The global **production of DP** has been estimated to be in the range of 750–6,000 tonnes per year, with an estimated average of 1980 tonnes per year (UNEP 2023a) and therefore less than 10% of c-DecaBDE. China as last known producer of DP has banned the production, export and import of DP from 01.01.2024 (Ministry of Ecology and Environment of China 2023) and therefore there is no known production.

## 2.2.2 Use

### *Tetra- and pentaBDE*

20. It is considered that between 90% and 95% of the use of c-pentaBDE was for the treatment of polyurethane (PUR) foam and that 90% has been used in the United States (Abbasi et al. 2019). These foams were mainly used in automotive (seating; head rests; car ceilings; acoustic systems; back-coating of textiles) and upholstery applications in furniture. Minor uses included textiles, printed circuit boards, insulation foam, cable sheets, conveyer belts, lacquers and possibly drilling oils (UNEP 2021a). The total amount of c-pentaBDE used for these minor uses is estimated to account for 5% or less of the total usage (UNEP 2021a SFT 2009; 2010b).

21. An approximate distribution of c-pentaBDE use of 36% in transport, 60% in furniture and 4% residual in other articles is considered to be reasonable and is generally consistent with the analytical data for different waste streams (UNEP 2021a, 2010b).

22. Currently there are some Parties registered for continued use of products for tetraBDE/pentaBDE without any data quantifying the use.<sup>2</sup>

### *Hexa- and heptaBDE*

23. The largest use of c-octaBDE containing listed hexaBDE/heptaBDE has been for the treatment of acrylonitrile-butadiene-styrene (ABS) plastics which were typically used in electrical and electronic equipment (EEE), (particularly for cathode ray tube (CRT) housings of televisions and computer monitors and office equipment such as copying machines and business printers), accounting, for instance, for about 95% of c-octaBDE supplied in the EU. Other minor uses were high impact polystyrene (HIPS), polybutylene terephthalate, and polyamide polymers (UNEP 2021a, 2010a, b).

24. Currently there are some Parties registered for continued use of products for Parties with different uses for hexaBDE/heptaBDE<sup>1</sup> without any data quantifying the use.

### *DecaBDE*

25. The major use sectors of c-decaBDE were plastic and polymers in EEE, transport, construction and textiles (see Table 6). The breakdown of the individual use sectors was in electronics (30%), foam in furniture/carpets (25%), plastic/polymers in construction (20%), transport (15%) and textiles (15%) (see Table 6). Other applications were adhesives, sealants, coatings and inks.

Table 6: Percentage of commercial PBDEs in major uses and average lifespan of product type (Abbasi et al. 2019; Weber 2022)

Use area	c-PentaBDE	c-OctaBDE	c-DecaBDE	Lifespan (years)
Electronics	10%	40%	30%	7 – 20*
Foam & carpet	50%	15%	25%	10
Construction	20%	25%	20%	30 – 50
Transportation	15%	15%	15%	15 – 35*
Textile	5%	5%	15%	10

\*The longer lifespan for vehicles or electronics is prevalent in developing countries

26. EEE applications of decaBDE include equipment casing, wires and cables, and small electrical components (see also overview in Table 7). The type of polymers in electronics that have been treated with decaBDE (5 to 20%) are principally HIPS, ABS co-polymers and polymer blends such as polyphenylene oxide /polystyrene (PPO/PS) blends. These polymers were used mainly as casing

materials for EEE (UNEP 2021a). DecaBDE is further used in vehicles in textile back coating and other parts (Kajiwara et al. 2014), as compiled in the listed exemptions (see section 2.1.3). Today, the largest share of these vehicles produced in the 1970s to 2016 is present in developing countries, receiving second hand vehicles with long service life of 35 years (see case study POPs in transport sector in Nigeria in Weber 2022). In the textile sector, decaBDE has been used to treat a wide range of synthetic, blended and natural fibres (ECHA 2013) that require anti-flammable characteristics, such as automotive textiles, upholstery textiles including sofas, offices chairs, mattresses, filters for cookers, blinds, draperies, blackout curtains, geotextiles, wall coverings, households/furniture appliances, carpets, etc. (UNEP 2021a). Concentrations of up to 12% decaBDE have been used in coated textiles, upholstery, window blinds, curtains, mattresses and carpets for public and domestic buildings, as well as tents and textiles used in the transportation sector (UNEP 2021a). The exempted use of decaBDE in textiles ended 18.12.2023 (Decision SC-11/1: Exemptions).

27. In the construction sector decaBDE was used e.g., in polyurethane (PUR) and formerly in XPS insulation, cladding panels, PE/PP films, cables and electrical ducts and fittings or piping insulation (see Table 7). Continued use is allowed for the manufacturing of PUR foam for building insulation (see exemptions in section 2.1.3). Due to the long service life, the largest share of decaBDE containing polymers used in the past 40 years in construction are still in use, while a large share of treated textiles and electronics has entered end-of-life and has been disposed. It is estimated that 330,000 tonnes of decaBDE has been used in construction (Abbasi et al. 2019), which was used in around 3 to 6 million tonnes of plastic/polymers (e.g., PUR foams, PE and PP foil and coatings) installed in buildings. Therefore, the construction sector is likely the largest stock of decaBDE and other listed PBDEs today (Table 6) and needs to be managed in the future together with other POPs present in this sector (Weber 2022).

Table 7: Non-exhaustive overview of sectors/ industries where decaBDE was/is used, identified end uses and applications

Sector/ industry	Applications	End use
Electric and electronics industry	Electric and electronic equipment	<ul style="list-style-type: none"> <li>▪ housings and internal components of TVs</li> <li>▪ mobile phones and fax machines</li> <li>▪ audio and video equipment; remote controls</li> <li>▪ communications cables; building cables</li> <li>▪ wire and cables, e.g., heat shrinkable tubes</li> <li>▪ connectors in E&amp;E equipment</li> <li>▪ circuit breakers; coils of bobbins</li> <li>▪ printing and photocopy machine components - toner</li> <li>▪ cartridges and connectors</li> <li>▪ scanner components</li> <li>▪ heating fans and hair dryers</li> </ul>
Private and public transportation	Automobiles/mass transportation	<ul style="list-style-type: none"> <li>▪ fabric (backcoating of article)</li> <li>▪ reinforced plastics</li> <li>▪ under the hood or dash polymers                             <ul style="list-style-type: none"> <li>- terminal /fuse block</li> <li>- higher amperage wire &amp; cable jacketing (sparkplug wire)</li> </ul> </li> <li>▪ electric and electronic equipment</li> </ul>
Maritime, aviation and aeronautic	Ships, boats, airplanes, space shuttles, rockets	<ul style="list-style-type: none"> <li>▪ electrical wiring and cables</li> <li>▪ electric and electronic equipment (as above)</li> <li>▪ air ducts for ventilation systems                             <ul style="list-style-type: none"> <li>- electrical ducts and fittings</li> <li>- switches and connectors</li> </ul> </li> <li>▪ adhesive tape</li> <li>▪ composite materials e.g. epoxy</li> </ul>

Sector/ industry	Applications	End use
Textiles and furniture	Textiles and furniture	<ul style="list-style-type: none"> <li>▪ automotive textiles</li> <li>▪ upholstery textiles e.g. sofas, offices chairs, mattresses</li> <li>▪ filters for cookers</li> <li>▪ blinds, draperies, blackout curtains</li> <li>▪ geotextiles, wall coverings</li> <li>▪ households/furniture appliances</li> <li>▪ PU flexible foam</li> <li>▪ tents and tarps</li> <li>▪ interliners; foam fillings</li> <li>▪ carpets</li> <li>▪ other</li> </ul>
Buildings/construction		<ul style="list-style-type: none"> <li>▪ Insulation (PUR and XPS foams)</li> <li>▪ facing laminates for insulation panel</li> <li>▪ cladding panels</li> <li>▪ film for use under the roof and to protect building areas</li> <li>▪ cables and electrical ducts and fittings</li> <li>▪ piping insulation and pipes</li> </ul>

(UNEP 2021a)

### *Dechlorane Plus*

28. DP was originally developed as a replacement for the FR and insecticide dechlorane, also known as Mirex (Hoh et al., 2006), and was marketed as an alternative/replacement for c-decaBDE (UNEP 2023a).

29. DP is currently allowed to be used in replacement parts for, and repair of, articles according to the Part XI of Annex A (see Table 4) and this will decline as existing applications (e.g. vehicles, aerospace, defence etc.) reach end-of-life (UNEP 2023a).

30. To date no Party has registered for any of the specific exemptions mentioned above.

31. The main use of DP was in polymers (cable, wire and printed circuit board, housing, other plastic and rubber parts) with greater than 90% of the of total use, adhesives (tape, adhesives, sealants) with 5% and grease with 2% of total use (EFTEC 2021, UNEP 2023a).

32. The use application as flame retardants in polymers and as non-plasticizing flame retardants were in thermoplastics (e.g. polypropylene, polyester, ABS, natural rubber, PBT, nylon, and styrene butadiene rubber (SBR) block copolymer) and thermosets (e.g. epoxy and polyester resins, polyurethane foam, polyurethane rubber, silicon rubber, ethylene propylene diene monomer rubber, and neoprene). The amount of DP in these materials ranges from 8% in polybutylene terephthalate up to 40 % in silicon rubber (UNEP 2023a, UNEP 2021b; for details see Table 17 in Section 4.4).

33. Considering the industrial sectors, DP was mainly used in the transport sector (motor vehicle, aerospace and defence) and minor uses in the EEE and construction sector (EFTEC 2021, UNEP 2023a). The main application in this transport sector (around 80%) was in insulation coating for wire and cable products and in wire connection products (UNEP 2023a). DP is also known to be used as a FR in wires and printed circuit boards, housings, other plastics and rubber parts in EEE such as medical imaging applications and radiotherapy devices/installations (UNEP 2023a). In the construction sector DP is included e.g. in cable coatings, plastic roofing materials, nonwoven PVC wallpaper, latex paint, laminated floorboards, fibre board, solid wood boards, glue, sealants, PVC line pipes, sound absorbing foams and EPS panels (UNEP 2021b).

## 2.3. Summary of Best Available Techniques (BAT) and Best Environmental Practices (BEP)

### 2.3.1 BAT and BEP for the use of decaBDE by process category

34. The production and use of decaBDE are allowed for specific exemptions in accordance with Part IX of Annex A (see section 2.1.3).

35. Depending on the application, a wide range of different substitutes are available in plastics and in textile applications. An overview of the alternatives reported to be available for decaBDE has been compiled in UNEP (2019a) and is summarized in Chapter 4 (see Table 12, Table 14, and Table 16 in Chapter 4).

36. It should be noted that a case-by-case assessment is necessary to find the best alternative suitable for a specific use. It is important to consider all the available health and environmental data to obtain a comprehensive and robust understanding of the toxicological and ecotoxicological effects and recycling performance of the alternatives (USEPA 2014; ECHA 2014).

37. Furthermore, some alternatives may be subject to controls in specific jurisdictions, such as Canada’s New Substances Notification Regulations (Chemicals and Polymers) <sup>4</sup> and the European Union’s Candidate List of substances of very high concern for Authorisation. Furthermore, the European Chemical Agency (ECHA) has developed a Regulatory Strategy for Flame Retardants aiming for assessment and restriction of groups of flame retardants such as brominated aromatic flame retardants (ECHA 2023; De Boer et al. 2024). This considers that a range of used flame retardants are PBTs or suspected PBTs with lack of assessment (Hennebert 2021).

38. BAT and BEP for the use of decaBDE in the applications listed as specific exemptions under the Convention are summarized in the Table 8 below. Further details are available in Chapter 4; general principles on BAT and BEP are laid out in Chapter 3 and Annex 1 of this document.

Table 8: Summary of BAT and BEP for the specific exemption applications for decaBDE

Application	Measure	Release source to be addressed	BAT / BEP*
Polymers, textiles*	Improving raw material handling	When handling raw materials for plastic processing, significant amounts of decaBDE could be lost in dust (which mainly ends up in solid waste or the atmosphere).	Losses can be minimised by a combination of options: The packaging material should be durable to avoid leakages during transportation and handling Where possible the material should be traded as coarse powder instead of fine powder that is prone to handling losses The material must be stored in an enclosed area with extraction system that has appropriate dust capturing system Careful handling of decaBDE packaging should avoid dust emissions from wear and tear, while scraping

<sup>4</sup> For example, ethane-1,2-bis(pentabromophenyl) (CAS 84852-53-9) is subject to Canada’s New Substances Notification Regulations (<https://laws-lois.justice.gc.ca/eng/Regulations/SOR-2005-247/index.html>) and subject to an United States EPA TSCA 5(a) Significant New Use Rule ([https://iaspub.epa.gov/sor\\_internet/registry/substreg/searchandretrieve/substancesearch/search.do?synId=1454707&displaySynonym=](https://iaspub.epa.gov/sor_internet/registry/substreg/searchandretrieve/substancesearch/search.do?synId=1454707&displaySynonym=)). These regulations restrict the use of this substance for new uses until it has been assessed. Additionally, dodecachlorododecahydro-dimethanodibenzocyclooctane (CAS 13560-89-9) is listed on the EU Candidate List of SVHC for Authorization (<https://echa.europa.eu/candidate-list-table/-/dislist/details/0b0236e181f392bf>). Once a substance is identified as an SVHC, it is included in the Candidate List. The inclusion in the Candidate List brings immediate obligations for suppliers of the substance (<https://echa.europa.eu/substances-of-very-high-concern-identification-explained>).

BAT/BEP Guidance relevant to the PBDEs listed under the Stockholm Convention on POPs

Application	Measure	Release source to be addressed	BAT / BEP*
			<p>instead of rinsing will avoid further emissions to wastewater.</p> <p>DecaBDE powder should be handled under local exhaust ventilation with filter, and any loose dust should be vacuumed up before washing the working area.</p>
Polymers, textiles	Improving compounding process	<p>Plastic processing:</p> <p>The compounding process (blending of the base polymer with additives including flame retardants) may lead to dust formation (mainly in the first stages of the mixing cycle) and volatilisation (due to elevated processing temperatures).</p> <p>Textile applications:</p> <p>Main potential sources of decaBDE emissions during compounding are the dust formation when emptying decaBDE powder into the pre-mixer and the wastewater from washing mixing vessels.</p>	<p>Plastic processing:</p> <p>DecaBDE should be added gently, close to the mixing vessel level to avoid dust formation</p> <p>The mixing vessel should be connected to an extraction system that has an appropriate dust capturing system</p> <p>Options such as localised containment may be implemented to collect and recycle the decaBDE-containing dust material. Dust emissions can also be reduced with an air aspiration system which sucks the air stream into the mixer when dosing.</p> <p>Textile applications:</p> <p>To minimise dust emissions, decaBDE powder should be handled under local exhaust ventilation with filter, and any loose dust should be vacuumed up before washing the working area.</p>
Polymers, textiles	Improving conversion / backcoating	<p>Plastic processing (conversion):</p> <p>The conversion process (production of final products) may lead to volatilisation (due to elevated processing temperatures).</p> <p>Textile applications (backcoating):</p> <p>Main potential sources of decaBDE emissions during backcoating are the washing of equipment between batches.</p>	<p>Plastic processing (conversion):</p> <p>Possible measures to avoid atmospheric emissions include operating in a closed system with collecting and treating waste gas containing decaBDE.</p> <p>Textile applications (backcoating):</p> <p>Possible measures include cleaning of the coating rolls with rubber knives and paper and safe disposal of waste instead of washing; the reduction at the minimum of the frequency of washing; and the wastewater collection after washing by an industrial wastewater treatment plant followed by suitable waste disposal.</p>
Textiles	Controlling or avoiding washing	Potential emissions can occur during the washing of the fabric.	<p>In order to prevent emissions from washing, textile products should be designed to be more wash-resistant (withstand at least ten wash cycles without losing its flame-retardant properties).</p> <p>If washing is needed (e.g. work wear and protective clothing), substitution of the flame retardant by molecules regarded as being wash-resistant should be required and washing conducted in designated facilities with appropriate wastewater treatment and disposal protocol.</p>
Polymers, textiles	Chemical substitution	Replacing decaBDE with another flame retardant	Depending on the application, a wide range of different substitutes are available which are widely used in polymers and in textiles.
Polymers, textiles	Changing the product material	<p>This option involves replacing the base polymer containing decaBDE by a less flammable material, for example by</p> <ul style="list-style-type: none"> <li>- Changing the base polymer for another type of plastics;</li> <li>- Changing the base polymer for a non-plastic material.</li> </ul>	<p>For polymer applications:</p> <p>Changing the base polymer for another type of plastic:</p> <p>The use of plastics that are inherently more resistant to ignition and do not need flame retardants, such as high performance thermoplastics, is particularly well adapted for applications where high temperature resistance or low smoke densities are required (e.g. aircraft, ships, tunnels).</p> <p>Changing the base polymer for a non-plastic material:</p> <p>In some cases, it is possible to change plastics for other types of materials which are less flammable, e.g. wood and metals. An example are laptop computers where</p>



Application	Measure	Release source to be addressed	BAT / BEP*
			<p>the entire case would be made out of metal (magnesium alloys).</p> <p>For textile applications:</p> <p>Development of surface-active fibre systems having low flammability.</p> <p>Flame-resistant materials also include modified polymers such as modified polyester which can be used in a wide range of textile applications (clothing, technical applications and interiors).</p> <p>See Table 1-8.</p>
Polymers	Redesigning the products	Redesigning products or fulfilling the product function in a different way to avoid the use of decaBDE as a flame retardant.	<p>For plastic in electrical and electronic equipment, options such as:</p> <p>Separating the high-voltage components that need greater ignition protection from the low-voltage components;</p> <p>Reducing the operating voltage requirements, therefore reducing the need for fire-resistant enclosure materials;</p> <p>Separating the power supply from the product, which reduces the fire-retardancy requirements of the electronic enclosure;</p> <p>Shielding power supplies with metal to eliminate the need for additive flame retardants.</p>

(Vecap 2019, SOCOPSE 2008, European Commission 2019c, European Commission 2007)

\*General BEP guidance is provided in Chapter 3.

### 2.3.2 BAT and BEP for environmentally sound recycling of PBDE-containing waste with elimination of decaBDE/DP

39. Options for separating and treating plastics that contain PBDEs on an industrial scale are (Finnish Ministry of Environment 2016):

- Manually disassembling and removing plastics that contain BFRs from EEE or vehicles and treating the separate fraction as POP waste;
- Separating plastics that contain BFRs from shredded material and treating the separate fraction as POP waste;
- Further treatment of the whole fraction created during shredding as POP waste without separating the plastic that contains BFRs.

40. These three options can be extended to DP by also including CFRs in these considerations. This works practically since CFR treated plastics can, for example, be detected by XRF screening or separated by sink/float techniques (see Section 5.1.3).

41. Out of these treatment options, the most appropriate one should be selected, taking account of the functionality of the whole producer responsibility chain. In practice, the only usable method for separating plastics that contain POPs is to identify and isolate all plastics containing BFRs and treat them as POP waste, regardless of which bromine compounds have been used as flame retardants in the plastic (see Chapter 5).

42. The separation of materials containing PBDEs or DP from those containing other BFRs/CFRs not listed under the Convention is currently difficult due to technological limitations. Therefore, in practice, in order to achieve the separation of materials containing PBDEs or DP, the separation of all materials containing BFRs/bromine from non-BFRs/bromine materials and CFRs/chlorine from non-CFRs/chlorine is required. The separation of DP/chlorine is interlinked with the separation of PVC from the plastic

fractions. This is done in practice in the recovery/separation of the individual plastics for recycling of e.g. ABS, HIPS or PP from WEEE or ELV plastics. For the recycling of the PVC fraction, the assessment of DP and other POPs like SCCPs would be conducted to clarify if their concentration are at or above defined low POPs limits established by the Basel Convention (UNEP 2023). It should be noted that PVC is normally not recycled from WEEE plastics with exemption of cables since the volumes are too low (~1%) (EERA 2017; Miliute-Plepiene et al. 2021). Also, PVC in ELVs is normally not recycled in high income countries but end up in the automotive shredder residues (Miliute-Plepiene et al. 2021; Langenfeld & Affonso 2022).

43. If separation techniques or processes are not readily available or achievable and concentrations are assumed to be at or above the low POP content level, recycling should be avoided (see Section 2.4).

44. Recycling processes for both WEEE and ELV (e.g. vehicles and PUR foam) follow a precise logic: either parts are separated manually at the beginning of the treatment process or, as in most cases where mechanical recycling takes place, the separation process of BFRs containing plastics occurs at the end of the recycling process before the extrusion of the recyclable content, based on different methods (see Chapter 5). The separated plastics that contain brominated flame retardants are subsequently treated in appropriate BAT/BEP incinerators or thermal facilities, resulting in energy recovery (see Chapter 6).

45. Energy and/or material recovery from PBDE/DP-containing materials can take place in the following sectors, for which BAT/BEP guidance is available according to the source materials cited in Table 9.

Table 9: List of guidance to address energy/material recovery from PBDE-/DP containing materials

Sector	BAT/BEP guidance and guidelines
Incinerators	<ul style="list-style-type: none"> <li>• Basel Convention Technical Guidelines on Incineration of hazardous wastes and other wastes (D10 and R1) UNEP/CHW.15/6/Add.4/Rev.1 (UNEP 2022b) [<a href="https://synergies.pops.int/Portals/4/download.aspx?d=UNEP-CHW.15-6-Add.4-Rev.1.English.pdf">https://synergies.pops.int/Portals/4/download.aspx?d=UNEP-CHW.15-6-Add.4-Rev.1.English.pdf</a>]</li> <li>• Stockholm Convention BAT/BEP guidelines: V.A Waste incinerators (UNEP 2007/2019/2023) [<a href="http://chm.pops.int/Implementation/BATBEP/BATBEPGuidelinesArticle5/tabid/187/Default.aspx">http://chm.pops.int/Implementation/BATBEP/BATBEPGuidelinesArticle5/tabid/187/Default.aspx</a>]</li> <li>• EU WI BREF (European Commission 2019a) [<a href="https://eippcb.jrc.ec.europa.eu/sites/default/files/2020-01/JRC118637_WI_Bref_2019_published_0.pdf">https://eippcb.jrc.ec.europa.eu/sites/default/files/2020-01/JRC118637_WI_Bref_2019_published_0.pdf</a>]</li> </ul>
Cement kilns	<ul style="list-style-type: none"> <li>• Basel Convention technical guidelines on the environmentally sound co-processing of hazardous wastes in cement kilns (UNEP 2011b) [<a href="https://www.basel.int/Portals/4/download.aspx?d=UNEP-CHW-WAST-GUID-CementKilns.English.pdf">https://www.basel.int/Portals/4/download.aspx?d=UNEP-CHW-WAST-GUID-CementKilns.English.pdf</a>]</li> <li>• Stockholm Convention BAT/BEP guidelines: V.B Cement kilns firing hazardous waste (UNEP 2007/2019/2023) [<a href="http://chm.pops.int/Implementation/BATBEP/BATBEPGuidelinesArticle5/tabid/187/Default.aspx">http://chm.pops.int/Implementation/BATBEP/BATBEPGuidelinesArticle5/tabid/187/Default.aspx</a>]</li> <li>• EU CLM BREF (European Commission 2013) [<a href="https://eippcb.jrc.ec.europa.eu/sites/default/files/2019-11/CLM_Published_def_0.pdf">https://eippcb.jrc.ec.europa.eu/sites/default/files/2019-11/CLM_Published_def_0.pdf</a>]</li> </ul>
Metal industries	<ul style="list-style-type: none"> <li>• Basel Convention Technical guidelines on the environmentally sound recycling/reclamation of metals and metal compounds (R4) (UNEP 2004) [<a href="https://synergies.pops.int/Portals/4/download.aspx?d=UNEP-CHW-WAST-GUID-RecyclingReclamationMetals.English.pdf">https://synergies.pops.int/Portals/4/download.aspx?d=UNEP-CHW-WAST-GUID-RecyclingReclamationMetals.English.pdf</a>]</li> </ul>

	<ul style="list-style-type: none"> <li>• Stockholm Convention BAT/BEP guidelines: V.D Thermal processes in the metallurgical industry (UNEP 2007/2019/2023) [<a href="http://chm.pops.int/Implementation/BATBEP/BATBEPGuidelinesArticle5/tabid/187/Default.aspx">http://chm.pops.int/Implementation/BATBEP/BATBEPGuidelinesArticle5/tabid/187/Default.aspx</a>]</li> <li>• Stockholm Convention BAT/BEP guidelines: V.D Thermal processes in the metallurgical industry not mentioned in Annex C, Part II (UNEP 2007/2019/2023) [<a href="http://chm.pops.int/Implementation/BATBEP/BATBEPGuidelinesArticle5/tabid/187/Default.aspx">http://chm.pops.int/Implementation/BATBEP/BATBEPGuidelinesArticle5/tabid/187/Default.aspx</a>]</li> <li>• EU NFM BREF (European Commission 2017) [<a href="https://eippcb.jrc.ec.europa.eu/sites/default/files/2020-01/JRC107041_NFM_bref2017.pdf">https://eippcb.jrc.ec.europa.eu/sites/default/files/2020-01/JRC107041_NFM_bref2017.pdf</a>]</li> <li>• EU IS BREF (European Commission 2013b) [<a href="https://eippcb.jrc.ec.europa.eu/sites/default/files/2019-11/IS_Adopted_03_2012.pdf">https://eippcb.jrc.ec.europa.eu/sites/default/files/2019-11/IS_Adopted_03_2012.pdf</a>]</li> </ul>
--	--

### 2.3.3 BAT and BEP for the exempted use of dechlorane plus

46. The use of DP is allowed for specific exemptions in accordance with Part XI of Annex A (see section 2.1.4). Depending on the application, a wide range of different substitutes are available as FRs in polymers. An overview of the alternatives reported to be available for DP has been compiled in ECHA 2022) and is summarized in Section 4.4 (see Table 17,

Table 18, Table 19).

47. Table 10 below summarizes information on BAT and BEP applicable to the use of DP in polymers in transport sector. Additional details are in the general principles on BAT and BEP in Chapter 3.

48. Alternatives to DP flame retardants are available and described in Section 4.4. It should be noted that chemical and non-chemical alternatives may have a range of environmental impacts. A case-by-case assessment is necessary to find the best alternative suitable for a specific use. It is important to consider all the available health and environmental data to obtain a comprehensive and robust understanding of the toxicological and ecotoxicological effects and recycling performance of the alternatives. Potential alternatives and their suppliers should therefore be carefully assessed by Parties before being considered as suitable alternatives.

Table 10: Summary of DP BAT and BEP for specific exemption application.

Application	Measure	Release source to be addressed	BAT / BEP*
Polymers	Chemical substitution	Replacing DP with another flame retardant	Depending on the application, a wide range of different substitutes are available which are widely used in polymers. When substituting DP, all these options should be considered, aiming to find the best way to substitute DP in a sustainable manner.
Polymers	Changing the product material	This option involves replacing the base polymer containing DP by a less flammable material, for example by: <ul style="list-style-type: none"> <li>- Changing the base polymer for another type of plastics;</li> <li>- Changing the base polymer for a non-plastic material.</li> </ul>	For polymer applications: Changing the base polymer for another type of plastic: The use of plastics that are inherently more resistant to ignition and do not need flame retardants, such as high-performance thermoplastics, is particularly well adapted for applications where high temperature resistance or low smoke densities are required (e.g. aircraft). Changing the base polymer for a non-plastic material:

Application	Measure	Release source to be addressed	BAT / BEP*
			In some cases, it is possible to change plastics for other types of materials which are less flammable, e.g. wood and metals.
Polymers	Redesigning the products	Redesigning products or fulfilling the product function in a different way to avoid the use of DP as a flame retardant.	For plastic in motor vehicles, aerospace and defence.

\*General BEP guidance is provided in Chapter 3.

## 2.4. Relationship to the Basel Convention

49. In addition to the provisions of the Stockholm Convention, those of the Basel Convention are directly relevant to the application of best available techniques and best environmental practices to address PBDE/DP releases from waste. Considering that several waste streams, including WEEE, automobile parts and others are major potential PBDEs-/DP-containing material flows, synergies between the Stockholm Convention and Basel Convention are of high importance.

50. The Basel Convention places obligations on countries that are Parties to, *inter alia*: minimize generation of hazardous waste; ensure that adequate disposal facilities are available; and ensure environmentally sound management of wastes.

51. Under the Stockholm Convention, POP-containing wastes are, in accordance with Article 6, paragraph 1 (d) (ii), to be disposed of in such a way that the POP content is destroyed or irreversibly transformed so that they do not exhibit the characteristics of POPs or otherwise, they may be disposed of in an environmentally sound manner when destruction or irreversible transformation does not represent the environmentally preferable option, or the POP content is low, taking into account international rules, standards, and guidelines, including those that may be developed pursuant to paragraph 2, as well as relevant global and regional regimes governing the management of hazardous wastes.

52. Paragraph 2 of Article 6 of the Stockholm Convention, which addresses measures to reduce or eliminate releases from stockpiles and wastes, contains the following provisions:

*“The Conference of the Parties shall cooperate closely with the appropriate bodies of the Basel Convention on the Control of Transboundary Movements of Hazardous Wastes and Their Disposal to, inter alia:*

*(a) Establish levels of destruction and irreversible transformation necessary to ensure that the characteristics of persistent organic pollutants are not exhibited;*

*(b) Determine what they consider to be the methods that constitute environmentally sound disposal referred to above; and*

*(c) Work to establish, as appropriate, the concentration levels of the chemicals listed in Annexes A, B and C in order to define the low persistent organic pollutant content referred to in paragraph 1 (d) (ii).”*

53. The Conference of the Parties to the Basel Convention adopted:

- The updated guidelines for the environmentally sound management of wastes consisting of, containing or contaminated with hexabromodiphenyl ether and heptabromodiphenyl ether, or tetrabromodiphenyl ether and pentabromodiphenyl ether or decabromodiphenyl ether (UNEP/CHW.14/7/Add.3/Rev.1) (UNEP 2019b). These technical guidelines are currently being updated to integrate Dechlorane Plus;

- The updated general technical guidelines for the environmentally sound management of wastes consisting of, containing or contaminated with persistent organic pollutants (UNEP/CHW.16/6/Add.1/Rev.1) (UNEP 2023b). These technical guidelines are currently being updated to include DP for Basel COP17 (2025).

54. The general technical guidelines developed under the Basel Convention address matters related to all three of the outstanding definitional issues raised in paragraph 2 of Article 6 of the Stockholm Convention. These two documents provide the framework for the environmentally sound management (ESM) of PBDE wastes. For PBDEs, the Basel Convention currently has a provisional low POP content definition for hexa-, hepta-, tetra- and penta-BDE of 50 mg/kg or 1000 mg/kg as a sum. The provisional definition of low POP content for hexa-, hepta-, tetra-, penta- and deca-BDE is [50 mg/kg as a sum], [500 mg/kg as a sum], [1000 mg/kg as a sum] (UNEP 2023b). The current version does not yet contain a low POP content for DP.

55. Further guidance relevant to matters under Article 6 of the Stockholm Convention is contained in Basel technical guidelines<sup>5</sup> for:

- Plastic wastes:
  - Technical guidelines for the environmentally sound management of plastic wastes and for their disposal (UNEP/CHW.16/6/Add.3/Rev.1). (UNEP 2023c)
- WEEE:
  - Guidance document on environmentally sound management of used and end-of-life computing equipment (UNEP/CHW.13/INF/31/Rev.1) (UNEP 2017a);
  - Technical guidelines on transboundary movements of electrical and electronic waste and used electrical and electronic equipment, in particular regarding the distinction between waste and non-waste under the Basel Convention (UNEP/CHW.16/INF/10/Rev.1) UNEP 2023e). These technical guidelines were adopted on an interim basis.
- Co-processing of hazardous wastes in cement kilns:
  - Technical guidelines on the environmentally sound co-processing of hazardous wastes in cement kilns (UNEP/CHW.10/6/Add/3/Rev.1) (UNEP 2011b).
- Landfills:
  - Technical guidelines on the environmentally sound disposal of hazardous wastes and other wastes in specially engineered landfill (D5) (UNEP/CHW.15/6/Add.5/Rev.1) (UNEP 2022a).
- Incineration:
  - Technical guidelines on the environmentally sound incineration of hazardous wastes and other wastes as covered by disposal operations D10 and R1 (UNEP/CHW.15/6/Add.4/Rev.1). (UNEP 2022b)

---

<sup>5</sup> The guidelines can be accessed on the Basel Convention website:  
<https://www.basel.int/Implementation/TechnicalMatters/DevelopmentofTechnicalGuidelines/TechnicalGuidelines/tabid/8025/Default.aspx>

### 3. General principles and guidance on BAT and BEP for managing PBDEs and DP

#### 3.1. Environmental management systems (ESM)

56. A number of environmental management techniques are determined as BEP. BEP describe the application of the most appropriate combination of chemical management strategies and environmental control measures, including best practices relating to the continuous improvement of environmental, health and safety performance. BEP provide the framework for ensuring the identification, adoption and adherence to management options that play an important role in improving the occupational and environmental performance of a facility. Best international industry practices are available, e.g., for textile production (IFC 2007; ZDHC 2020).

57. An Environmental Management System (EMS) is a tool that operators can use to address these design, construction, maintenance, operation and decommissioning issues in a systematic, demonstrable way. An EMS includes the organizational structure, responsibilities, practices, procedures, processes and resources for developing, implementing, maintaining, reviewing and monitoring the environmental policy. Environmental Management Systems are most effective and efficient where they form an inherent part of the overall management and operation of an installation. The scope and nature of an EMS will generally be related to the nature, scale and complexity of the facility, and the range of environmental impacts it may have (GTZ 2008, ZDHC 2020).

58. BEP is to implement and adhere to an EMS that incorporates the following features:

- Commitment, leadership and accountability of the management, including senior management, for the implementation of an effective EMS;
- An analysis that includes the determination of the organisation's context, the identification of the needs and expectations of interested Parties, the identification of characteristics of the installation that are associated with possible risks for the environment (or human health) as well as of the applicable legal requirements relating to the environment;
- Definition and/or development of an environmental policy for implementation that includes the continuous improvement of the environmental performance of the installation led by top management (senior corporate leadership commitment and accountability is regarded as a precondition for a successful application of the EMS);
- Establishing objectives and performance indicators in relation to significant environmental aspects, including safeguarding compliance with applicable legal requirements;
- Planning and establishing of the necessary procedures (including corrective and preventive actions where needed), to achieve the environmental objectives and avoid environmental risks;
- Implementation of the procedures, paying particular attention to:
  - Organizational structure and responsibility;
  - Provision of the financial and human resources needed;
  - Training, awareness and competence;
  - Communication (internal and external);
  - Employee involvement;
  - Documentation;
  - Efficient operational planning and process control;
  - Maintenance programme;

- Emergency preparedness and response;
- When (re)designing a (new) installation or a part thereof, consideration of its environmental impacts throughout its life, which includes construction, maintenance, operation and decommissioning;
- Implementation of a monitoring and measurement programme;
- Safeguarding compliance with environmental legislation;
- Performance checks and taking corrective action:
  - Monitoring and measurement;
  - Records Maintenance;
  - Establishing objectives and performance indicators in relation to significant environmental aspects, including safeguarding compliance with applicable legal requirements;
  - Performing independent (where feasible) internal auditing to determine whether or not the EMS conforms to planned arrangements and has been properly implemented and maintained;
  - Evaluation of causes for nonconformities, implementation of corrective actions in response to nonconformities, review of the effectiveness of corrective actions and determination of whether similar nonconformities exist or could potentially occur.

59. Four additional features are considered as progressive measures; their absence, however, is generally not inconsistent with BEP:

- Examination and validation of the management system and audit procedure by an accredited certification body or an external EMS verifier;
- Preparation and publication of a regular environmental statement describing all the significant environmental aspects of the facility, allowing for year-by-year comparison against environmental objectives and targets as well as with sector benchmarks as appropriate (i.e., continuous improvement plan and annual progress report);
- Consideration of applicable industry-specific standards, when available;
- Implementation and adherence to an internationally accepted EMS, particularly internationally accepted and transparent standards such as such as ISO 9001, ISO 14001 or the Eco Management and Audit Scheme (EMAS). Non-standardized systems can in principle be equally effective provided that they are properly designed and implemented.

60. It is also important to consider the following forward-looking features of the EMS:

- At the plant design stage, give consideration to the environmental impact of the eventual decommissioning of the unit;
- Give consideration to the development of cleaner technologies;
- Where practicable, conduct sectoral benchmarking on a regular basis, including energy efficiency and energy conservation activities, choice of input materials, emissions to air, discharges to water, water consumption and generation of waste.

### 3.2. Specific education and training of employees

61. Education of employees is the basis for implementing BEP and appropriately using BAT. The following basic training and education opportunities are beneficial for raising awareness for sound chemicals and waste management. Training minimises and prevents accidents and environmental impact and should be provided to all relevant employees and suppliers to give them a foundational knowledge regarding chemical and waste management (ZDHC 2020 with modifications):

- Appropriate education of workers concerning handling, storing, using/handling and disposing of chemicals, plastics and other wastes (solids and wastewater), especially in case of hazardous substances;
- Process- and machinery-specific training to increase the level of environmental awareness;
- Regular maintenance of technical equipment (machines in production as well as abatement and recovery devices such as filters and scrubbers); general maintenance (e.g. pumps, valves, level switches);
- Use of Personal Protective Equipment (PPE);
- Safety data sheets (SDS);
- Calibration of equipment for measuring and dispensing chemicals.

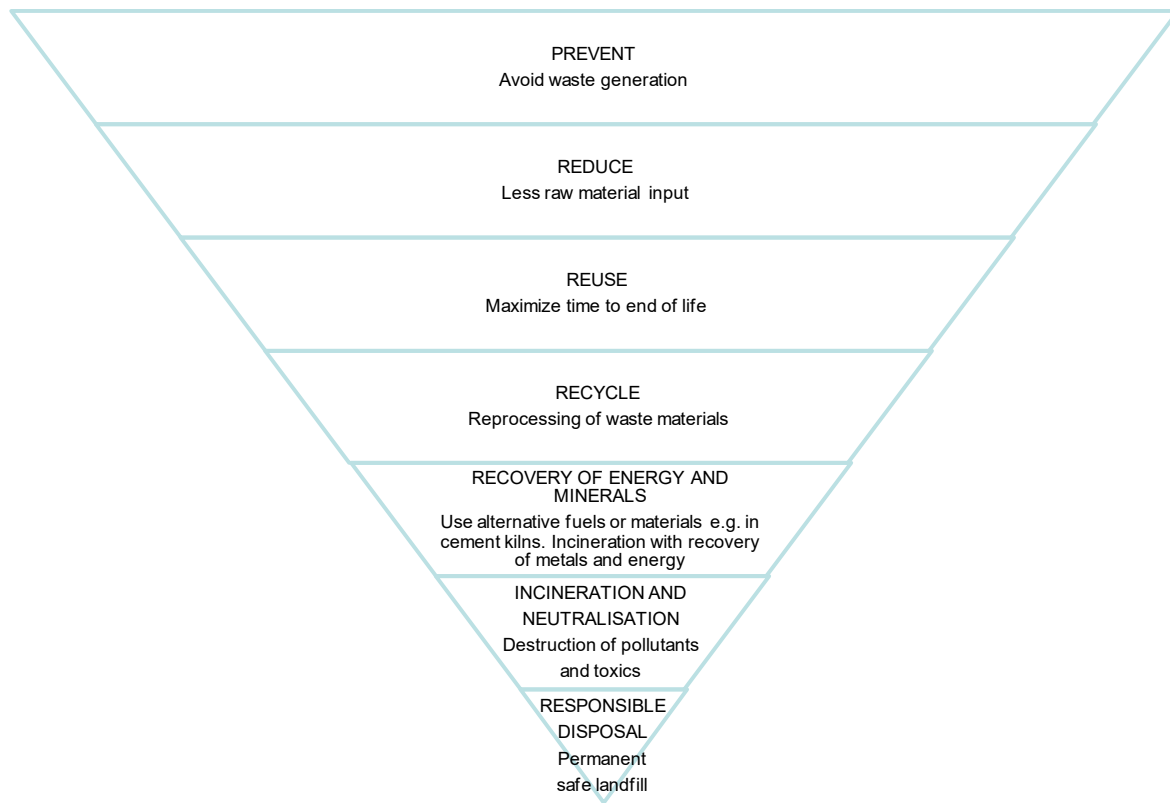
### 3.3. Material and waste management

62. Many processes described in this document are related to products/materials after their product lives are complete. They involve recycling, material/energy recovery or disposal as these are the most relevant for PBDE/DP-containing material flows. The generic BAT/BEP described herein aims to improve the knowledge of incoming materials and waste relevant to recycling operations, as well as the knowledge of material and waste leaving the facility.

#### 3.3.1 Waste hierarchy

63. When considering PBDE/DP-containing material management options, it is important to have in mind that the principles of the waste hierarchy (Figure 2, UNEP 2007/2019/2023) are not always applicable and this will be addressed/included in the individual chapters. Key issues to be considered on the reuse of PBDE/DP-containing articles are described in the relevant chapters, along with the recycling options and separation technologies (Chapter 5). The presence of PBDEs/DP in the large associated material flows creates challenges associated with the reuse and recycling of such articles. A precautionary approach is needed for the reuse and recycling of materials containing hazardous chemicals wherever possible in closed material cycles at higher recycling rates.





(UNEP 2007/2019/2023)

Figure 2: Waste management hierarchy

64. In addition, it is equally important to note that a circular economy model, which employs not only waste management, but reuse, recycling and responsible manufacturing, could further contribute to reducing releases and increasing efficient use of resources (including energy, water and input materials) (Figure 3).

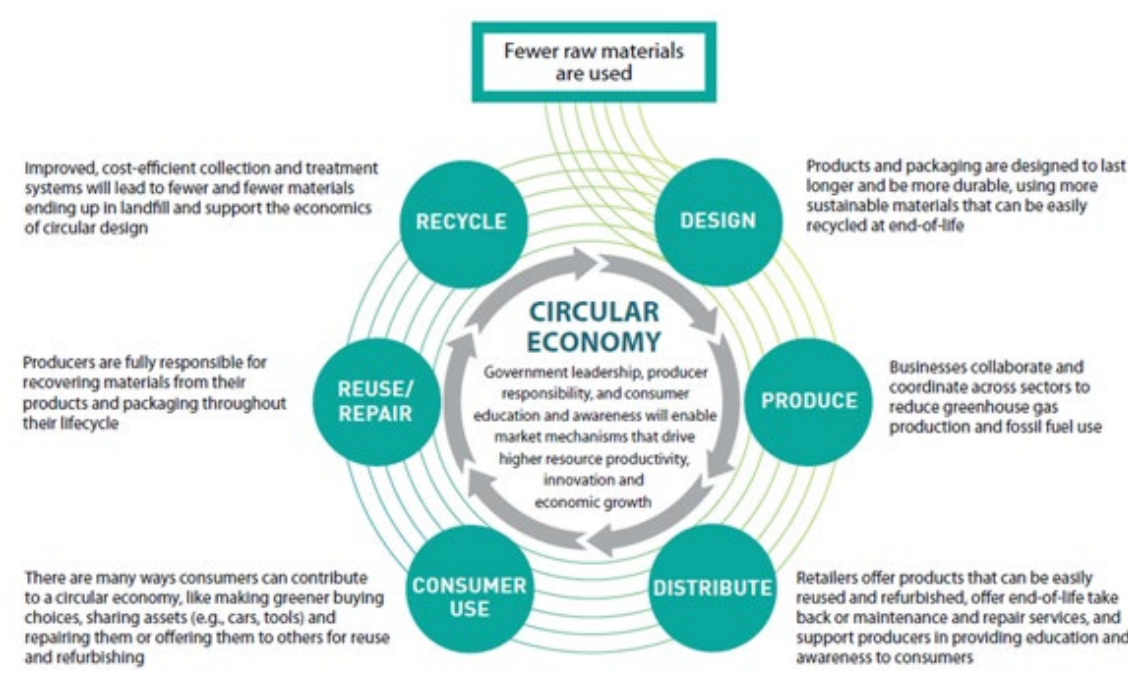


Figure 3: Circular economy model (Province of Ontario 2017)

### 3.3.2 Material/Waste management systems

65. The objective is to put in place a system to guarantee the traceability of materials and wastes containing the following features:

- A procedure to document the use and treatments of materials and wastes by flow charts and mass balances.
- A procedure to carry out data traceability through several operational steps (e.g. pre-acceptance/acceptance/storage/treatment/dispatch). Records can be made and kept up-to-date on an ongoing basis to reflect deliveries, on-site treatment and dispatches. Records are typically held for a minimum of six months after the waste has been dispatched.
- A clear reference and recording system on waste characteristics and the source of the waste stream that is available at all times.
- This may consist of a computer database or a series of database, which are regularly backed up. The tracking system for a material/waste inventory/stock control system should include the date of arrival on-site, waste producer details, an unique identifier code, pre-acceptance and acceptance analysis results, a description of package type and size, intended treatment/disposal routes, an accurate record of the nature and quantity of materials/wastes held on-site including all hazards details on where the material/waste is physically located in relation to a site plan, at which point in the designated treatment route the material/waste is currently positioned.
- Drums and other mobile containers should be moved between different locations (or loaded for removal off site) only under instructions from the appropriate manager, ensuring that the waste tracking system is amended to record these changes.

66. Have and apply mixing/blending rules oriented to restrict the types of wastes that can be mixed/blended together in order to avoid increasing pollution emission of down-stream waste treatments. These rules need to consider the type of materials/waste (e.g. hazardous, non-hazardous), waste treatment to be applied as well as the following steps that will be carried out to the waste OUT (see below).

67. A segregation and compatibility procedure should be in place that includes:
- Detailed and accurate records of the testing, including any reaction giving rise to safety parameters (increase in temperature, generation of gases or pressure spikes); a record of the operating parameters (viscosity changes and separation or precipitation of solids) and any other relevant parameters, such as the generation of odours.
  - Packing containers of chemicals into separate drums based on their hazard classification. Chemicals which are incompatible (e.g. oxidisers and flammable liquids) should not be stored in the same drum.
68. Have an approach for improving waste treatment efficiency. This typically includes the finding of suitable indicators to report waste treatment efficiency and a monitoring programme.
69. Produce a structured accident management plan and have and properly use an incident diary.

### Incoming materials and wastes

70. To improve the knowledge of the incoming material and waste, the BAT/BEP should record accurate information about incoming material/wastes in respective facilities. Such knowledge needs to take into account the outgoing material/waste, treatment to be carried out, type of material/waste, origin of the material/waste, recommended procedures and risks involved.
71. Implement a pre-acceptance procedure containing at least the following items:
- Tests for the incoming material/waste with respect to the planned treatment.
  - Making sure that all necessary information is received on the nature of the process(es) producing the material/waste, including the variability of the processes. The personnel having to deal with a possible pre-acceptance procedure need to be able due to his profession and/or experience to deal with all necessary questions relevant for the treatment of the materials/wastes in the facility.
  - A system for providing and analysing a representative sample(s) of the material/waste from the production process producing such material/waste from the current holder. If, for example, a WEEE recycling facility want to send plastics for further recycling it could be required that they provide data on the PBDE/DP content. A methodology for sampling and analysis of PBDEs in plastics is described in the POPs in products and recycling guidance (UNEP 2021c). A methodology for sampling and analysis of DP in plastics will be described in the updated POPs in products and recycling guidance being developed in 2024.
  - A system to carefully verify, if not dealing directly with the waste producer, the information received at the pre-acceptance stage. This should include the contact details for the waste producer and an appropriate description of the material/waste regarding its composition and hazardousness.
  - Making sure that the classification is according to the national legislation and is provided.
  - Identifying the appropriate treatment for each waste to be received at the installation by identifying a suitable treatment method for each new material/waste enquiry and having a clear methodology in place to assess the treatment of waste. This should consider the physico-chemical properties of the individual material/waste and the specifications for the treated material/waste.
72. Implement an acceptance procedure containing at least the following items:
- A clear and specified system allowing the operator to accept material/wastes at the receiving plant only if a defined treatment method and disposal/recovery route for the output of the treatment is determined.

- Regarding the planning for the acceptance, it needs to be guaranteed that the necessary storage treatment capacity and dispatch conditions (e.g. acceptance criteria of the output by the other installation) are also respected.
- Measures are in place to fully document and deal with acceptable material/wastes arriving at the site, such as a pre-booking system, to ensure e.g. that sufficient capacity is available.
- Clear and unambiguous criteria for the rejection of wastes and the reporting of all conformance violations.
- A system be in place to identifying the maximum capacity limit of material/waste that can be stored at the facility.
- Visually inspect the incoming material/waste to make sure it complies with the description received during the pre-acceptance procedure.

73. Implement different sampling procedures for all different incoming material/wastes delivered in bulk and/or containers. These sample procedures may contain the following items:

- Sampling procedures based on a risk approach. Some elements to consider are the type of materials/waste (e.g. hazardous or non-hazardous) and the knowledge of the customer (e.g. waste producer).
- Check on the relevant physico-chemical parameters. The relevant parameters are related to the knowledge of the material/waste needed in each case to register of all waste/materials.
- Have appropriate sampling procedures. The procedure should contain a system for recording the number of samples and degree of consolidation.
- Sample prior to acceptance.
- A system for determining and recording.
- A system to ensure that the material/waste samples are analysed if needed. PBDE might be analysed in case that the material is considered for further recycling. The screening of bromine (see Chapter5) can be used as a surrogate parameter for further decisions.

74. Have a reception facility that meets at least the following criteria:

- A laboratory to analyse the samples at the speed required by BAT. Typically, this requires having a robust quality assurance system, quality control methods and maintaining suitable records for storing the analyses results. Particularly for hazardous wastes, this often means that the laboratory needs to be on-site. Since PBDEs and DP require a rather sophisticated analysis (see Guidance on analysis of new POPs in articles) such monitoring is normally not done on-site.
- Have a dedicated quarantine waste storage area as well as written procedures to manage rejected waste. If the inspection or analysis indicates that the wastes fail to meet the acceptance criteria (including, e.g. damaged, corroded or unlabelled drums) then the material/wastes can be temporarily stored there safely. Such storage and procedures should be designed and managed to promote the rapid management (typically a matter of days or less) to find a solution for that material/waste.
- Have a clear procedure dealing with wastes where inspection and/or analysis prove that they do not fulfil the acceptance criteria of the plant or do not fit with the material/waste description received during the pre-acceptance procedure. The procedure should include all measures as required by the permit or national/international legislation to inform competent authorities, to safely store the delivery for any transition period or to reject the material/waste and send it back to the waste producer or to any other authorized destination.
- Move material/waste to the storage area only after acceptance.

- Mark the inspection, unloading and sampling areas on a site plan.
- Have a sealed drainage system if needed.
- A system to ensure that the installation personnel who are involved in the sampling, checking and analysis procedures are suitably qualified and adequately trained, and that the training is updated on a regular basis.
- The application of a waste tracking system unique identifier (label/code) to each container at this stage. The identifier will contain at least the date of arrival on-site and the waste code.

### Storage and handling

75. PBDE/Dechlorane Plus-containing materials (e.g. electronic waste, shredder residues, PUR foams) and wastes often have to be stored and handled prior to treatment or final disposal. BAT/BEP storage should include the following techniques:

- Enclosing and locating storage areas away from water courses and sensitive perimeters, and in such a way so as to eliminate or minimise the double handling of wastes within the installation.
- Ensuring that the storage area drainage infrastructure can contain all possible contaminated run-off and that drainage from incompatible wastes cannot come into contact with each other.
- Using a dedicated area/store which is equipped with all necessary measures related to the specific risk of the wastes for sorting and repackaging laboratory smalls or similar waste. These wastes are sorted according to their hazard classification, with due consideration for any potential incompatibility problems and repackaged if needed. After that, they are moved to the appropriate storage area.
- Considerations are given to appropriate fire safety measures required for storage of plastic wastes (see UNEP 2023c).
- Storing organic waste liquid with a low flashpoint under a nitrogen atmosphere to keep it inert. Each storage tank is put in a waterproof retention area. Gas effluents are collected and treated.

76. Apply the following techniques when handling waste:

- Having systems and procedures in place to ensure that wastes are transferred to the appropriate storage safely.
- Having in place a management system for the loading and unloading of materials/waste in the installation, which also takes into consideration any risks that these activities may incur.
- Ensuring that a qualified person attends the waste holder site to check the old original waste, waste from an unclear origin or undefined waste (especially if drummed), to classify the substances accordingly and to package into specific containers. In some cases, the individual packages may need to be protected from mechanical damage in the drum with fillers adapted to the packaged waste properties.
- Adopt handling procedures that avoid the emission of fugitive dust and gas emission, using, as a priority, areas with capture and treatment of atmospheric emissions.

77. Maximise the use of re-usable packaging (drums, containers, IBCs, palletes, etc.)

## Outgoing materials and wastes

78. To improve the knowledge and management on the outgoing waste/material BAT/BEP is to:
- Analyse and guarantee the quality and composition of the material/waste OUT according to the relevant parameters important for the receiving company/facility.
  - Assess how and where wastes could be re-used, consistently with environmentally sound management, as feedstock for another industry.
  - Assure that the materials and wastes are labelled according to the waste management catalogue and other labelling criteria of the country.
  - Assure that contaminated materials are only delivered to companies with appropriate treatment capacity and management frames in place. For wastes the appropriateness of the treatment technologies is to be assured (e.g. landfill category, co-incineration in BAT cement kilns, BAT incinerators).

## 3.4 Producer responsibility

79. The Stockholm Convention's BAT/BEP guidelines (UNEP 2007/2019/2023) describe principles such as sustainable development, sustainable consumption, the precautionary approach, integrated pollution, internalization of environmental costs, extended producer responsibility, cleaner production, life cycle assessment, and life cycle management. These principles are all relevant to secure BAT/BEP for the management of PBDEs/DP-containing material flows, in particular that of producer responsibility.

80. Producers' and other stakeholders' responsibilities have been established through initiatives such as the EU's integrated product policy;<sup>6</sup> its thematic strategy on the prevention and recycling of waste<sup>7</sup> and associated framework directives;<sup>8</sup> the extended producer responsibility programme of the Organisation for Economic Co-operation and Development and related guidance (OECD 2001); the concept of product stewardship; and through other initiatives. In some cases, it may be useful to oblige producers to take back certain end-of-life products and to assure their environmentally sound treatment.

81. PBDE/DP-containing articles include important material flows for which extended producer responsibility could be the key for their global management. Such regulatory schemes already exist in some regions for vehicles and EEE (for instance in the EU), giving the producer the responsibility for end-of-life management. Other PBDE/DP material flows, such as insulation foam, textiles, mattresses or furniture, could be addressed using this approach. Examples for extended producer responsibility for furniture are available from France (ecomaison.com, valdelia.org, valobat.fr). Also the activities of the Basel Convention Forum on Extended Producer Responsibility for Plastic Wastes<sup>9</sup> can be explored for synergies and updates.

## 3.5 Life cycle management

82. Life cycle management (LCM) is an integrated concept for managing the total life cycle of goods and services towards more sustainable production and consumption, building on the existing

---

<sup>6</sup> <http://ec.europa.eu/environment/ipp/>

<sup>7</sup> <http://ec.europa.eu/environment/waste/strategy.htm>

<sup>8</sup> <http://ec.europa.eu/environment/waste/framework/index.htm>

<sup>9</sup>

<https://www.basel.int/Implementation/Plasticwaste/PlasticWastePartnership/EPRForum/tabid/9658/Default.aspx>

procedural and analytical environmental assessment tools and integrating economic, social and environmental aspects.

83. Life cycle assessment (LCA) is a comprehensive technique defined by standards ISO EN 14040 and 14044 that quantifies ecological and human health impacts of an article or system over its complete life cycle (UNEP 2011a; European Commission JRC-IES 2010). A targeted version of the LCA/LCM approach, which defines the boundaries, could be useful to formulate PBDE/DP management strategies in developing countries and countries with economies in transition, with recycling technologies and approaches that are more labour intensive. This approach would be embedded in the larger frame of managing plastics from WEEE, ELV and construction and could lead to better separation and sorting of recycled materials at WEEE and ELV dismantling facilities, and demolition of buildings and thus achieve higher values and improved recycling business operations.

84. Hischier et al. (2005) examined the Swiss take-back and recycling systems, and demonstrated with LCA that the environmental impact of recycling of WEEE was much smaller than that of the alternative baseline scenario considering both incineration of WEEE and primary production of raw materials. Also the life cycle environmental impacts of post-consumer plastics production from mixed, plastics-rich WEEE treatment residues in a Central European recycling plant, show that from perspective of the customers delivering the residues and the customers buying the obtained post-consumer recycled plastics the recycling is clearly superior to the alternatives considered in this study (i.e. municipal solid waste incineration (MSWI) and virgin plastics production) (Wäger and Hischier 2015). For POP containing plastic which cannot be mechanically recycled, the dissolution technology has the most favoured carbon footprint of plastic treatment technologies (Klotz et al. 2024).

### 3.6 Monitoring of PBDEs/bromine and DP/chlorine in polymers

85. COP-5 recommended that separation of PBDE-containing articles require screening and detection of PBDEs or bromine-containing materials. One challenge, and prerequisite, is quick and reliable detection of PBDEs in articles, which would allow the separation of PBDE-containing materials in recycling processes. A quick screening of PBDEs which can be applied in practical recycling can currently only be achieved with XRF and similar techniques (see Section 5.1.3). Similarly rapid screening of DP for practical separation of DP (and SCCPs) can be conducted by XRF. As mentioned above the separation of DP/chlorine is interlinked with the separation of PVC from the plastic fractions. This is done in practice in the recovery/separation of the individual plastics for recycling of e.g. ABS, HIPS or PP from WEEE or ELV plastics.

86. For determining and quantification of PBDEs, DP and other POPs in plastics, laboratory analysis is required which might for example be needed for downstream users of the plastic recyclates. These technologies are discussed in the *Draft guidance on sampling, screening and analysis of persistent organic pollutants in products and recycling* (UNEP 2021c). This document provides step by step guidance on monitoring (sampling, screening and analysis) in articles, products and recycling streams. Their applicability and potential use are then discussed in the sections describing BAT/BEP for treating material and recycling streams (see Chapter 5). Technologies for screening (and separation) of PBDEs are further evaluated for their practical applicability including developing country considerations in the following sections. It should be noted that the ongoing recycling exemption under the Stockholm Convention only applies to tetra-, penta-, hexa-, and heptaBDE for those Parties registered in the register of specific exemptions (N.B. the recycling exemption does not apply to decaBDE and DP).

## 4. BAT and BEP measures for the use of decaBDE and DP

87. In this chapter the exempted uses of decaBDE in production, including plastics in vehicles and electronics, are discussed (see Section 2.1.3 and Table 3). The exemptions for DP are compiled in Section 2.1.4 and Table 4.

### 4.1. DecaBDE use in plastics

#### 4.1.1. Process description

88. DecaBDE is an additive flame retardant for a variety of materials (Table 11). Additive flame retardants are incorporated into polymers via physical mixing, and are not chemically bound to the polymer. As a result, the polymer/additive mixture is less susceptible to combustion than the polymer alone. Typically, decaBDE is used in plastics/polymers at loadings of 10-15% by weight, though in some cases loadings as high as 20% may be required (ECHA 2013). A formulation stage precedes the actual manufacturing of the finished article. For plastics, this stage usually takes the form of a resin or masterbatch production or compounding.

89. The compounding process involves mixing the polymer with the additives in an extrusion screw. The compounding process usually takes place in temperatures below 200°C but the forming of semi-finished or finished articles from that plastic often requires higher temperatures (RIKZ 2000). The processing temperature depends on the melting point of the plastic. The mixture then solidifies and is reduced in size to form pellets, which are dried and packaged.

90. The resins or plastic pellets can be used downstream by manufacturers of finished articles or for plastic components in other articles. They can then be turned into plastic articles by a variety of techniques, but most commonly by extrusion and injection moulding.

91. DecaBDE has been used as an additive flame retardant with a variety of materials (Table 11). The main EEE application has traditionally been enclosures made of HIPS, especially for TV-sets, but also for printers, scanners, fax machines, etc. Other EEE applications are connectors, switches, and other internal parts made of engineering plastics like thermoplastic polyesters (PBT/PET) and nylon (PA), and wires and communication cables made of polyolefins (PP and PE).

92. In EEE, decaBDE was typically used in concentrations ranging from 5 to 15% (up to 20%) (ECHA 2012; Sindiku et al. 2015; UNEP 2021a). Levels of decaBDE in vehicle components is variable, with levels above 2% particularly found in seat cover materials from old cars. Information on the use of decaBDE in the construction sector is scarce. Typical decaBDE/BDE-209 would be used in concentrations between 10 and 30% in electrical insulation and is below 30% in epoxy adhesives (UNEP 2021a, Potrykus et al. 2019).

Table 11: Overview of plastic types where decaBDE has been used and their applications.

Plastic	Type	Typical applications
Polypropylene (PP)	Polyolefin	Injection moulded parts, stadium seating, shipping pallets, roofing membranes, cladding panels
Polyethylene (PE)	Polyolefin	PE/wood composites, power cables, conduits, electrical connectors and boxes, wire and cable insulation, heat shrinkable material
Ethylene Vinyl Acetate (EVA)	Polyolefin / Elastomer	Wire and cable insulation, extrusion, coatings
High Impact	Polystyrenic	Plastic parts, panels, keyboards, casings of TV



Plastic	Type	Typical applications
Polystyrene (HIPS)		
Acrylonitrile / Butadiene Styrene (ABS)	Polystyrenic	General appliance moulding, car bumpers
Polyphenylene Oxide / Polystyrene blends (PPO/PS)	Polystyrenic	Instrument housings and internal components in electrical equipment
Polyethylene Terephthalate (PET)	Polyester	Textile fibres, plastic parts, switches, sockets, electrical appliances
Polybutylene Terephthalate	Polyester	Circuit breakers, sockets and electrical connectors, textiles, switches
Polyamides (nylon)	Engineering thermoplastic	In injection moulding for transport apps: (e.g. wheel covers and handles, chair and seat-belt mechanisms, under hood applications). High temp. engineering application, textile fibres, coils, electrical components
Polycarbonates (PC) including PC/ABS	Engineering thermoplastic	Mirror housings, lights for cars, bumpers, window housings for trains and aircraft, casings, panels, keyboards
Polyimides (PI)	Engineering thermoplastic	Bearings in aircraft, seals, gaskets
Melamine	Thermoset	Textile finishing
Unsaturated Polyester Resins (UPR)	Thermoset	Articles for construction (modular building parts, roofing materials, porch canopies, decorative mouldings) Fibre reinforced plastics, automobile parts
Epoxy resins	Thermoset	Adhesives, electronics, construction, aerospace
Ethylene Propylene Diene Monomer (EPDM)	Elastomer	Car radiator hoses, roofing membranes, cable and wire insulation
Styrene Butadiene Rubber (SBR)	Elastomer	Latex, carpet reinforcements, interior redecoration.
Thermoplastic Polyurethanes (TPU)	Elastomer	Automotive, wire and cable applications, gaskets
Emulsions/coatings PVC, Ethylene Vinyl Chloride emulsion acrylic	Waterborne emulsions	Adhesive applications (e.g. wall coverings, furniture, flooring), protective coatings, saturation of fibrous materials (paper, textiles)

(UNEP 2021a based on ECHA 2012, RPA 2014 and UNEP 2014)

#### 4.1.2. BAT and BEP (incl. availability of alternatives)

93. The Reference Document on Best Available Techniques in the Production of Polymers (European Commission 2007) addresses a wide variety of BAT and BEP measures spanning the whole polymer production process. Additionally, in the “*BAT Reference Document for Common Waste Gas Management and Treatment Systems in the Chemical Sector*” also the production of polymers is included (European Commission 2023a). For issues regarding waste water the Reference Document on Best Available Techniques for common waste water/waste gas treatment /management in the chemical sector (European Commission 2016) applies.

94. General measures (applicable to all production processes) include:
- Implementation of an EMS (See Chapter 3 of this guidance document);
  - Establishment, maintenance and regular review of a channelled and diffuse emissions to air inventory as part of the EMS;
  - Use of an integrated waste gas management and treatment strategy that includes process integrated recovery and abatement techniques;
  - Limiting the number of emission points. The combined treatment of waste gases with similar characteristics ensures more effective and efficient treatment.
95. Measures for the reduction of channelled emissions are:
- Use of the following techniques to reduce channelled emission to air of organic compounds: adsorption, absorption, catalytic oxidation condensation, thermal oxidation;
  - Use of the following techniques to reduce channelled emissions to air of PCDD/F: optimised catalytic or thermal oxidation, rapid waste-gas cooling, adsorption using activated carbon;
  - The use of absolute filter, absorption, fabric filter and/or high-efficiency air filter to reduce channelled emissions to air of dust and particulate-bound metals.
96. Monitoring diffuse VOC emissions are:
- Monitoring diffuse VOC emissions from the use of solvents by compiling a solvent mass balance;
  - Establishing and implementing a leaks detection and repair (LDAR) programme for fugitive VOC emissions and reviewing and updating the programme for the next campaign;
  - Establishing and implementing a detection and reduction programme for non-fugitive VOC emissions and reviewing and updating this programme;
  - Estimation of diffuse and fugitive VOC emissions to air using a combination of different techniques (emission factors, mass balance, thermodynamic models).
97. Measures to prevent or reduce diffuse VOC emissions:
- Limiting the number of emission sources (like e.g. minimising pipe lengths, reducing number of pipe connectors and valves, using welded fittings and connections, using compressed air or gravity for material transfer);
  - Collection of diffuse emissions and treating off-gases;
  - Facilitating access to potentially leaky equipment (installing platforms, using drones for monitoring);
  - Use of high-integrity equipment:
    - valves with bellow or double packing seals or equally efficient equipment;
    - magnetically driven or canned pumps/compressors/agitators, or pumps/compressors/agitators using double seals and liquid barrier;
    - certified high-quality gaskets;
    - corrosion-resistant equipment.
  - Tightening of gaskets, installing tight caps on open ends;
  - Replacement of leaky equipment parts;
  - Review and update of operating conditions (e.g. frequency and duration of reactor opening, preventing corrosion);
  - Use of closed systems;
  - Use of techniques to minimise emissions from surface areas:

- installing oil creaming systems on open surfaces;
- periodically skimming open surfaces;
- installing anti-evaporation floating elements on open surfaces;
- treating waste water streams to remove VOCs and send them to recovery and/or abatement;
- installing floating roofs on tanks.

98. Measures referring to water emissions:

- Establishment and maintenance of an inventory of waste water and waste gas streams as part of the environmental management system;
- Monitoring of emissions to water using EN, ISO, national or international standards with a minimum frequency;
- Use of an integrated waste water management and treatment strategy that includes a combination of the following techniques: process-integrated techniques, recovery of pollutants at source, waste water pre-treatment, final waste water treatment;
- Pre-treatment of waste water that contains pollutants that cannot be dealt with adequately during final waste water treatment (e.g. remove toxic compounds);
- Preventing water pollution by appropriate piping design and materials, e.g.:
  - pipes and pumps placed above ground;
  - pipes placed in ducts accessible for inspection and repair.
- Measures for water pollution prevention also include separate effluent collection systems for:
  - contaminated process effluent water;
  - potentially contaminated water from leaks and other sources, including cooling water and surface run-off from process plant areas, etc.;
  - uncontaminated water.
- Use of efficient waste water treatment techniques;
- The treatment of the air purge flows coming from degassing silos and reactor vents, e.g.:
  - Recycling;
  - Thermal oxidation;
  - Catalytic oxidation;
  - Flaring (only discontinuous flows).

99. The Source Control of Priority Substances in Europe (SOCOPSE) project Fact Sheet for Polybrominated diphenyl ethers (PBDEs) documents the following specific measures to contain releases of decaBDE:

- When handling raw materials for plastic processing, significant amounts of decaBDE could be lost in dust (which mainly ends up in solid waste):
  - The packaging material should be durable to avoid leakages during transportation and handling;
  - Where possible the material should be in traded as coarse powder instead of fine powder that is prone to handling losses;
  - The material must be stored in an enclosed area with extraction system that has appropriate dust capturing system;
  - Losses can be minimised by a combination of options: Careful handling of decaBDE packaging should avoid dust emissions from wear and tear, while scraping instead of rinsing will avoid further emissions to wastewater. Also, decaBDE powder should be

- handled under local exhaust ventilation with filter, and any loose dust should be vacuumed up before washing the working area;
- Handling of decaBDE/DP powder under local exhaust ventilation with filter also limits exposure to antimony compounds.
- The compounding process (blending of the base polymer with additives including flame retardants) may lead to dust formation (mainly in the first stages of the mixing cycle) and volatilisation (due to elevated processing temperatures):
  - The decaBDE should be added gently close to the mixing vessel level to avoid dust formation;
  - The mixing vessel should be connected to extraction system that has appropriate dust capturing system;
  - Options such as localised containment may be implemented to collect and recycle the decaBDE-containing dust material. Dust emissions can also be reduced with an air aspiration system which sucks the air stream into the mixer when dosing;
  - Washing of equipment/vessels may lead to additional losses with wastewater. To avoid discharge to local sewer, an industrial wastewater treatment plant with a solid extraction system is needed. The efficiency of decaBDE removal with a solid extraction system is unknown, but it is expected that discharge of decaBDE to sewer be negligible;
  - Handling of decaBDE/DP powder under local exhaust ventilation with filter also limits exposure to antimony compounds.
- The conversion process (production of final products) may lead to volatilisation (due to elevated processing temperatures):
  - Avoid addition of excess amount of the decaBDE in the mixing vessel;
  - Possible measures to avoid atmospheric emissions include operating in a closed system with collecting and treating waste gas containing decaBDE.

100. The Voluntary Emissions Control Action Programme (VECAP) is a voluntary industry programme established to identify, control and reduce the potential for emissions of polymer additives into the environment. VECAP published an addendum to the Code of Good Practice, including BAT for emptying bags containing BFRs, documents for (in) direct users in the plastics and textiles sector. VECAP (2019) recommends best practices for the following stages of the production and use processes:

- Transport and storage

Solid chemicals are transported to warehouses in bags that, on arrival, are brought to a storage area in the factory. During this stage in the process potential emissions of chemicals could occur as bags could break. VECAP best practice recommends that bags are carefully checked on arrival, and when removed from storage, to ensure that they are not damaged and that all seals are intact. Any tears should be repaired immediately and spills cleaned up.

- Opening and emptying of packaging

At this stage chemicals might spill on the floor, be discharged into the air as dust, or adhere to the personal protective clothing of workers. Emptying bags and intermediate bulk containers (IBCs) is also a critical point since any residues left in packaging could lead to environmental emissions during packaging disposal.

VECAP best practices recommend that when using a chemical in powder form, bags should only be opened in a sealed environment, with all windows and doors in the surrounding areas firmly closed. Furthermore, in well maintained places where powder materials are handled, a local exhaust ventilation system should be in place, preferably a tiered system composed of several filters. This limits the risk of environmental emissions, allowing for the air to be filtered and appropriate disposal of residual dust. When making liquid slurry, the recommended practice is that bags are securely

connected to the entrance of the machine (the mal) before opening them.

Bags should be thoroughly emptied shaking all four corners of the bag carefully to ensure the maximum content is removed. IBCs should be tilted in order to allow remaining product to be accessed and removed.

In the event that chemicals spill on the floor at any stage of the process, spillage should be cleaned immediately, preferably with dry cleaning via a vacuum system. If using a wet clean process, cleaning water should be collected and treated, either on site or at a municipal water treatment facility. Sludge collected from waste water treatment should be incinerated.

- Ventilation

To reduce dust emissions to air, an exhaust ventilation system equipped with well-operated fabric filters should be the minimum in place. In addition, sucking the air stream into the mixer further reduces dust emissions including from doors and workers' clothing. The filter system should be properly maintained and filter dust and spent filters properly disposed of.

- Disposal of packaging at the end of the production process

VECAP best practices extend to the end of the production process and the safe disposal of packaging and waste.

The technical guidelines on POPs wastes and on PBDEs/DP wastes should be considered to ensure the environmentally sound management of wastes generated through the process (UNEP 2019c, d).

### *Labelling of PBDE/DP-containing plastic fractions and articles*

101. BEP can imply that plastic fractions or mixed plastic for recycling from WEEE are labelled or otherwise marked so that their origin is known when they are exported/imported or used by industries for producing new articles. Such products made from PBDEs-containing materials would be labelled (see *POPs Labelling—considerations*, UNEP 2019c) to guarantee their appropriate end-of-life management as required by the Stockholm Convention.

102. The labelling/classification of PBDE/DP-containing fractions also need to ensure that the plastic fraction containing PBDEs/DP and other plastics fractions from WEEE recycling<sup>10</sup> are not recycled into sensitive uses.

103. Labelling of plastic in EEE has been established. European standards enforced on plastics marking, including the information on plastic type and additives like flame retardants include:

- ISO 1043-1 Plastics - symbols and abbreviated terms. Part 1: Basic polymers and their special characteristics.
- ISO 1043-2 Plastics - symbols and abbreviated terms. Part 2: Fillers and reinforcing materials.
- ISO 1043-4:1998 Plastics — Symbols and abbreviated terms — Part 4: Flame retardants.

104. In Japan, the Japanese Industrial Standard (JIS) for optimizing the recycling of plastics in electric home appliances, "marking for identification of plastic parts for electrical and electronic equipment (JIS-C9912, Japan Standards Association. 2007)" requires the marking of plastic parts such as flame retardants, recycled plastics and dismantling procedures. Thus, the information flow is linked with the mass flow. In particular, the marking system includes plastics already recycled by "closed-loop recycling" (recycling from plastics of electric home appliances to plastics of electric home appliances).

---

<sup>10</sup> These polymers can contain other hazardous substances like heavy metals (including antimony, cadmium), other BFRs, PFRs or softeners.

*Alternatives to the use of decaBDE as a flame retardant in polymer applications*

105. A case-by-case assessment is necessary to find the best alternative suitable for a specific use. It is important to consider all the available health and environmental data to obtain a comprehensive and robust understanding of the toxicological and ecotoxicological effects and performance of the alternatives (USEPA 2014; ECHA 2014). Furthermore, some alternatives may be subject to controls in specific jurisdictions.

106. Substitution of decaBDE in a given polymer application can take place at three levels:

**1. DecaBDE can be replaced by another flame retardant with similar properties without changing the resin:**

When substituting decaBDE, regrettable substitution with other PBTs or endocrine substance should be avoided and life cycle of the respective alternatives considered and where possible assessed (Fantke et al. 2015; Hennebert 2021; ECHA 2023).

Table 12: Flame retardant chemicals reported to be used for polymer applications

Name	CAS No	Examples of trade name	Polymer applications
<b>Halogen-containing FRs</b>			
Ethane-1,2-bis(pentabromophenyl)	84852-53-9	Ethane-1,2-bis(pentabromophenyl) (SAYTEX® 8010) (Albemarle Corp.), Decabromodiphenylethane, DBDE (Firemaster® 2100) (LANXESS)	ABS, HIPS, PA, PBT/PET, PC, PP, PE, SAN, PC/ABS, HIPS/PPE, Thermoplastic elastomers, silicone, PVC, EPDM
Ethylene bis(tetrabromophthalimide)	32588-76-4	SAYTEX® BT-93 (Albemarle Corp.), BT-93 (Jiangsu Huading Refining Chemical Industry Co. Ltd., China)	ABS, HIPS, PA, PBT/PET, PC, PP, PE, SAN, PC/ABS, HIPS/PPE, Thermoplastic elastomers, silicone, PVC, EPDM
Brominated epoxy polymer	68928-70-1	FR 2300 (ICL Industrial Products)	PBT, HIPS, ABS, PC/ABS
Brominated epoxy resin end-capped with tribromophenol	135229-48-0	Pratherm EC 20	ABS, HIPS, PBT, UPE
Tetrabromobisphenol-A (TBBPA)	79-94-7	SAYTEX® CP-2000 (Albemarle Corp.), BA-59P (LANXESS), FR-1524 (TBBA) (ICL Industrial Products)	ABS, HIPS, PC
TBBPA carbonate oligomer	94334-64-2, 71342-77-3	94334-64-2: LANXESS BC-52, 71342-77-3: LANXESS BC-58HP MSDS	PBT/PET, PC, ABS, PC/ABS, polysulfone, SAN
TBBPA bis (2,3-dibromopropyl ether)	21850-44-2	SAYTEX® HP-800A, HP-800AG, and HP-800AGC (Albemarle Corp.), PE-68 (LANXESS), FR-720 (ICL Industrial Products), 403AF (LG Chem) (HIPS with Tetrabromobisphenol A bis (2,3-dibromopropyl ether)	HIPS, PP, PE, crystal PS
Tetradecabromodiphenoxy benzene	58965-66-5	SAYTEX 120 (Albemarle Corp.)	ABS, HIPS, PA, PBT/PET, PC, PP, PE, SAN, PC/ABS, HIPS/PPE, silicone, EPDM
Tris(tribromophenoxy) triazine	25713-60-4	FR 245 (ICL Industrial Products)	PE, ABS, HIPS
Bis(tribromophenoxy) ethane	37853-59-1	FF-680 (LANXESS)	HIPS, ABS, PC, UPE

**BAT/BEP Guidance relevant to the PBDEs listed under the Stockholm Convention on POPs**

Tris(bromopentyl) phosphate	19186-97-1	EcoFlameRetardant B-37 (UniBrom USA)	PP, HIPS
Poly(pentabromobenzyl acrylate)	59447-57-3	FR-1025 (PBB-PA) (ICL Industrial Products)	PBT, PET, PA, styrenic copolymers
Brominated polystyrene	88497-56-7	SAYTEX® HP-3010; SAYTEX® HP-7010G; SAYTEX® PBT-620 (blend with polyester resin); PYRO-CHEK®68PB (Albemarle Corp.), FIREMASTER® PBS-64 (LANXESS), FIREMASTER®BP 411 (LANXESS), Firemaster® CP-44HF (LANXESS) (Note: For CP-44HF and PBS-64 the Technical Data Sheet identifies CAS No. 148993-99-1 whereas the Safety Data Sheets identifies CAS No. 88497-56-7)	PA, PP, PBT/PET/PCT, PC/ABS, HIPS/PPO
Poly(dibromostyrene)	148993-99-1	PDBS-80 (LANXESS)	PBT/PET, PA
<b>Non-halogen organo-phosphorous FRs</b>			
Resorcinol bis(diphenylphosphate) (RDP)	125997-21-9; 57583-54-7	Reofos RDP (LANXESS), Fyrolflex RDP (Supresta/Akzo Nobel)	PC/ABS
Bisphenol A bis(diphenyl phosphate) (BAPP)	5945-33-5; 181028-79-5	Reofos BAPP (LANXESS), NcendX P-30 (Albemarle Corp.)	PC/ABS, PPE/HIPS blends
Bisphenol A bis(diphenylphosphate) (BDP)	5945-33-5	Fyrolflex BDP (Akzo Nobel/Supresta)	ABS, HIPS, PPE/PC
Cresyl diphenyl phosphate (CDP)	26444-49-5	Disflamoll® DPK (Lanxess)	PC/ABS, PF, Epoxy, PUR-foams
Triphenyl phosphates (TPP)	115-86-6	Reofos TPP (LANXESS), Fyrolflex TPP (Akzo Nobel/Supresta), Disflamoll® TP (Lanxess)	PC/ABS, modified PPO, Phenolic
Triaryl phosphates butylated	68937-40-6	Reofos 507 (LANXESS)	PC/ABS
<b>Other non-halogen FRs</b>			
Intumescent FR systems based on phosphor and nitrogen compounds		Clariant (Exolit), LANXESS (Char-Guard), Budenheim (Budit), Unitex Chemical (Uniplex 44-94S)	PP, PE
Red phosphorous	7723-14-0	Exolit RP 690 and others in the RP series (Clariant GmbH)	PA, PE
Ammonium polyphosphate	14728-39-9 68333-79-9	Exolit AP 750 (TP) and others in the AP series (Clariant GmbH)	PE, PP
Melamine cyanurate	37640-57-6	MELAPUR® MC XL, MELAPUR® MC50, MELAPUR® MC25 (Ciba), FR-6120 (ICL Industrial Products)	PA, thermoplastic PUR
Melamine polyphosphate	15541-60-3; 218768-84-4	MELAPUR® 200/70 (Ciba), Exolit AP 750 (Clariant GmbH)	PA, TPU
N-alkoxy Hindered Amine Reaction Products	191680-81-6	1,3-Propanediamine, N1,N1'-1,2-ethanediylbis-, reaction products with cyclohexane and peroxidized N-butyl-2,2,6,6-tetramethyl-4-piperidinamine-2,4,6-trichloro-1,3,5-triazine reaction products; Flamestab Nor 116	PE/PP thin films and fibers
Organic phosphinates	225789-38-8	Exolit® OP 1312 M1; Exolit® OP 1311 and others in the series (Clariant GmbH)	PA, PBT

Phosphonate Oligomer, Polyphosphonate	68664-06-2	Nofia® oligomers; FRX Oligomers (phosphonate oligomers); Phosphonic acid, P-methyl-, diphenyl ester, polymer with 4,4'-(1-methylethylidene)bis[phenol] (not a copolymer)	Thermosets, elastomers, thermoplastic
Poly[phosphonate-co-carbonate]	77226-90-5	Nofia® CO3000; Nofia® CO6000; Carbonic acid, diphenyl ester, polymer with diphenyl P-methylphosphonate and 4,4'-(1-methylethylidene)bis[phenol]; FRX CO35; FRX CO60	Elastomers, thermoplastic
Phosphoric acid, mixed esters with [1,1'-bisphenyl-4,4'-diol] and phenol; BPBP	1003300-73-9	Phosphoric acid, P,P'-[1,1'-biphenyl]-4,4'-diyl P,P,P',P'-tetraphenyl ester; Biphenyl-4,4'-diyl tetraphenyl bis(phosphate); BPBP; ADK STAB FP-800; T-1752F	PC/ABS, PPE/HIPS, PC
Aluminium diethylphosphinate	225789-38-8	Exolit OP 930; Aluminium diethylphosphinate; Aluminium tris(diethylphosphinate)	PA, PBT, PE, thermoplastic PUR
Aluminiumhydroxide	21645-51-2; 8064-00-4	AB H-Series Alumina Trihydrate, Actilox, ALH-, ALOLT-, Aluminium hydrate, Aluminiumhydroxid, Apyral, BARIACE, BARIFINE, Bayerit, Geloxal, Hydrated alumina, hydroxid hlinitý, HYMOD® Surface-Treated Alumina Trihydrate	PVC, ABS, PE
Antimony trioxide (Used as a synergist only)	1309-64-4	Antimony oxide; Antimony white; Antimony (III) oxide; Antimonious oxide; Antimony sesquioxide; C.I. Pigment White 11; Diantimony trioxide; Patox C; Thermoguard B; Timonox; Timonox White Star; Flowers of antimony; Exitelite; Senarmonite; Valentinite; Weisspiessglanz	PE, PP, PVC, HIPS, elastomers, thermosets, thermoplastics
Magnesium hydroxide	1309-42-8	MAGNIFIN® H-7 C (Albemarle Corp.)	Thermoplastic polyester and elastomers, polyolefin, PVC, EPDM, PE/ EVA
Zinc borate (Synergist for halogen and non-halogen)	1332-07-6, 138265-88-0	Boric acid, zinc salt; Boron zinc hydroxide oxide; Alcanex FR 100; Alcanex FRC 600; Bonrex FC; Borax 2335; Borogard ZB; Climax; ZB 467; 128859; FRC 600; Firebrake 415; Firebrake 500; Firebrake ZB; Flamtard Z 10; JS 9502; SZB 2335; Storshield ZB2335; XPI 187; ZB 112; ZB 113; ZB 223; ZB 237; ZB 325; ZB 467 Lite; ZB-Shield; ZN 100; ZSB 2335; ZT; Zinc borate	PE, PP

(UNEP 2019a, RPA 2014, USEPA 2014, ECHA 2014, ECHA 2012, Danish EPA 2006)

**2. The plastic material, i.e. the resin with flame retardants and other additives, can be replaced by another plastic material (incl. copolymers) with similar properties:**

*Alternative materials*

Metal or inherently fire-resistant plastics can be used as alternative materials in certain electronic products. New inherently fire-resistant materials are increasingly being mentioned in the literature or on commercial websites, often promoted as replacements for decaBDE (UNEP 2015, 2019b; ECHA 2012).

The following plastics are inherently fire-resistant and could replace polymers typically treated with decaBDE such as PBT and polyamide/nylon (PA) (Danish EPA 2006):

- Halogen-free polyketone;



- High performance thermoplastics such as polysulphone, polyaryletherketone (PAEK), or polyethersulphone (PES).

Polymers that char, such as polyimides, polyaramides, liquid crystal polyesters, polyphenylene sulphide, polyarylenes, and many thermosets, also tend to have greater fire resistance.

Halogenated polymers such as PVC also have flame retardant properties because they release halogen radicals during combustion. The effect is often enhanced by the addition of synergists such as ATO to halogenated polymer blends. However, like BFRs, PVC can form dioxins and acids upon combustion, and is therefore not a preferred alternative material (Blomqvist et al. 2007).

#### *Fire barriers*

Using fire-resistant metal barriers to separate or isolate the most flammable parts from the rest of the product can eliminate the need for flame retardants such as decaBDE (LCSP 2005).

#### *Intumescent systems*

In plastics, like in textiles, fire safety may be achieved via the use of intumescent systems (Klif 2011; USEPA 2014). Intumescence is the formation of a foamed char, which acts as heat insulation. An intumescent system is generally a combination of a source of carbon to build up char, an acid-generating compound, and a decomposing compound that generates blowing gases to produce foamed char (Weil and Levchik 2009). This foam attains a thickness of 10 to 100 times that of the originally applied coating and insulates the substrate material through its low thermal conductivity. This makes intumescent systems efficient at reducing both flammability and exposure to toxic gases and fumes (Keml 2006). Intumescent systems include use of expandable graphite impregnated foams, surface treatments, and some barrier technologies (Klif 2011).

### **3. The need for flame retardants can be eliminated by design changes, or the entire product can be replaced by a different product with similar performance:**

Electronic and electrical equipment can be redesigned to eliminate or reduce the need for chemical flame retardants. Possible redesign strategies include (UNEP 2019a):

- Separating the high-voltage components that need greater ignition protection from the low-voltage components;
- Reducing the operating voltage requirements, therefore reducing the need for fire-resistant enclosure materials;
- Separating the power supply from the product, which reduces the fire-retardancy requirements of the electronic enclosure;
- Shielding power supplies with metal to eliminate the need for additive flame retardants.

## **4.2. DecaBDE use in textile products that require anti-flammable characteristics excluding clothing and toys**

107. DecaBDE was exempted for -textiles products that require anti-flammable characteristics excluding clothing and toys (Table 3; Decision SC-8/10) but the exemption ended 18 December 2023 (Decision SC-11/1: Exemptions). Since several Parties have not ratified decaBDE and may still use decaBDE in textiles, the below section still has relevance for those Parties (UNEP 2021d).

### **4.2.1. Process description**

108. A large number of textile applications such as work clothing, firefighter and military apparel, institutional and commercial carpet, draperies and upholstery, transportation (train, airplane, bus, boat: blankets, seat covers, carpets), bedding, require stringent anti-flammable properties and a large

number of specific fire standards with specific fire requirements for textiles have been developed internationally for various widely differing situations. Some examples are given below in Table 13.

Table 13: Examples of standard test methods for flame retardant textiles

Textile type	Standard test methods	Remarks
Furnishing fabrics	BS 5852: Pts 1 and 2: 2006 BS 5852: 1990(1998) ISO 8191: Pts 1 and 2 (same as BS 5852: 1990) BS EN 102 1–1: 2006 BS EN 102 1–2: 2006 BS 6 807 : 2006 BS 5867: Part2 : 1980 (1990)	Cigarette and simulated match flame (20 s ignition) Small flames and wooden cribs applied to small and full scale tests Cigarette Simulated match flame (15 s ignition) Ignitability of mattresses or divans Small flame test for curtains and drapes
Nightwear	BS 5722: 1991 AS1249	Small flame
Bedding	BS 7175: 1989 (1994) BS ISO 12952–1/4: 1999 BS ISO 12952–2/3: 2001 France Decree 2000–164	Ignitability of bed covers and pillows Ignitability of bedding items by cigarette and small flame sources French Standard for bedding (cigarette resistance)
Protective clothing	EN 533, NF P92 503 (M1), BS 7175 Crib 5	
Carpet	DIN 4102(B1), FAR25–853	
Non-woven	Non-woven NF P92 503	
Textiles in aircrafts	ASTM E 906 1983 NF P 92501: 1995 French ‘M test’	Irradiate under 35 kW/m <sup>2</sup> with small flame igniter Irradiate with small burner

(Gaan et al. 2011, KEMI 2004)

109. Although fire regulations are mandatory for the market, these do not require the use of certain FRs in order to comply with these standards or regulations. The choice of flame retardant is left entirely to the manufacturer (UNEP 2023b).

110. DecaBDE has traditionally been applied to textiles as a backcoating in combination with antimony oxide (ATO) as a synergist (LCSP 2005; UNEP 2019a). Through this process, a fire-resistant layer is attached to one side of the finished textile. Antimony–halogen FRs are the most successful FRs for textile backcoating, based on cost and efficacy (RPA 2014). Unlike the fibre-reactive, durable phosphorus- and nitrogen-containing FRs used for cellulosic fibres, they can only be applied topically in a resin binder, usually as a backcoating.

111. DecaBDE is first mixed with ATO to form an aqueous dispersion. Then this dispersion is mixed with a polymer emulsion, containing for example natural or synthetic rubber, EVA, styrene-butadiene copolymer or PVC (ECHA 2012; RPA 2014). An effective mass ratio for the backcoating mixture is one part ATO to three parts incorporated bromine (each decaBDE contains 10 incorporated bromine atoms), which translate to roughly one part ATO to two parts decaBDE to three parts resin (or 20–30% w/w FR in the mixture) (Kemi 2005; RPA 2014). Typically, the FR mixture consists of about 67–75% DecaBDE and properties of the fabric.

112. Such backcoatings are effective on a wide range of fabrics, including nylon, polypropylene, acrylics, and other blends, such as nylon–polyester. They have important applications in domestic, industrial and automotive upholstered furniture, as well as draperies for hotels and other public buildings. The versatility of decaBDE backcoating is among the main reasons it is considered a good choice for the textile industry (RPA 2014).

113. During the backcoating process, the flame retardant formulation is applied to the back of the fabric with a running roller and then passed through an oven at 130–140°C to dry the new coat. The loading will usually be 7.5–20% depending on the weight of the fabric (ECB 2002). ECB has suggested the following loadings as typical (the figures refer to g of dry coating/m<sup>2</sup> of fabric; decaBDE makes up around 30–40% of the dry coating weight):

- Velour pile fabrics: 70–80 g/m<sup>2</sup>
- Cotton: 30–40 g/m<sup>2</sup>
- Flat woven (other types): 30–80 g/m<sup>2</sup> (likely to be 40–50 g/m<sup>2</sup>).

#### 4.2.2. BAT and BEP (incl. availability of alternatives)

114. Typically for textile applications, the compounding process is the first step where decaBDE is mixed with antimony trioxide and water in the pre-mixer, then stored in a large tank, and lastly mixed with the base polymer in the mixing vessel to give the formulation (viscous paste).

115. The backcoating is the second step where the formulation is applied to the back of the textile by a running roll and the whole textile is dried in oven at 130–140°C for a few seconds.

116. Both compounding and backcoating are batch processes (ECB 2002).

117. The Reference Document on BAT for the Textiles Industry (European Commission 2023b) mentions backcoating and decaBDE in Chapter 8.8.4 (flame retardants). The BREF lists emission concentrations to water of decaBDE of different European installations in Table 3.8 (European Commission 2023b). According to BAT 7 brominated flame retardants have to be monitored at least once every three months, a possible standard to use is EN16694 (European Commission 2022; European Commission 2023b). The monitoring only applies when the substance(s)/parameter, including groups of substances or individual substances in a group of substances, concerned is identified as relevant in the waste water stream based on the inventory of inputs and outputs mentioned in BAT 2. No BAT associated emission level to water is given for this substance in the Draft BREF.

118. When finishing with flame retardants BAT50 the following two techniques are BAT (European Commission 2022; European Commission 2023b):

- Use of textiles with inherent flame retardance properties (no flame retardants are necessary);
- Selection of flame retardants according to their persistence and toxicity;

119. Measures according to the BREF on Textiles include:

- Establishment, maintenance and regularly review of an inventory of inputs and outputs as part of the environmental management system;
- Usage of an advanced process monitoring and control system;
- Use of textile materials with low contents of contaminants and with reduced processing needs;
- Monitoring of emissions of BFRs to water once every 3 months in the case of finishing with flame retardants;
- Elaboration and implementation of a chemicals management system (CMS) as part of the environmental management system (e.g. monitoring of changes related to hazardous chemicals, assessment of risks associated to the chemicals based on the chemicals' hazards, concentrations and amounts, regular checks aiming at identifying potentially new available and safer alternatives to the use of hazardous chemicals);

- Elaboration and implementation of a chemicals inventory and tracking system as part of the CMS.

120. DecaBDE would be largely retained by the sludge in the wastewater treatment system. However, since the amount/load of active substance applied on the fabric is typically in the order of 20 – 30% w/w, the amount of flame retardant not retained by the sludge and therefore potentially released into the environment may be significant. Process design and operation should avoid the discharge of concentrated liquors to waste water, minimise losses to the effluent, and ensure that adsorption to the sludge is effective in the waste water treatment plant.

121. The Source Control of Priority Substances in Europe (SOCOPSE) project Fact Sheet for Polybrominated diphenyl ethers (PBDEs) documents the following specific measures to contain releases of decaBDE during the compounding process and the backcoating process:

- Dust formation when emptying decaBDE powder into the pre-mixer and the wastewater from washing mixing vessels are main potential sources of decaBDE emissions from the compounding process:
  - To minimise dust emissions, decaBDE powder should be handled under local exhaust ventilation with filter, and any loose dust should be vacuumed up before washing the working area;
  - Handling of decaBDE powder under local exhaust ventilation with filter also limits exposure to antimony compounds;
  - With regard to vessel washing, less than 0.1% of decaBDE can be expected to be lost in wastewater (ECB 2002). To avoid discharge to local sewer, an industrial wastewater treatment plant with a solid extraction system is needed. The solid extraction system will remove the viscous mixture that decaBDE forms with the polymer at this stage. The efficiency of decaBDE removal with such a system is unknown, but it is expected that discharge of decaBDE to sewer be negligible. The last stage consists in safely disposing of the solid residue (incineration or landfill) since PBDEs cannot be degraded in wastewater treatment plants.
- During the backcoating process the washing of equipment between batches is an important source.
  - Possible measures include cleaning of the coating rolls with rubber knives and paper and safe disposal of waste instead of washing; the reduction at the minimum of the frequency of washing; and the wastewater collection after washing by an industrial wastewater treatment plant followed by suitable waste disposal.

122. The VECAP addendum to the Code of Good Practice including best available technique for emptying bags containing brominated flame retardants is equally relevant for users in textiles sector (see VECAP 2019 and related information included in section 4.1.2).

123. To ensure the environmentally sound management of wastes generated through these processes, the technical guidelines on POPs wastes and PBDEs wastes are applicable (UNEP 2019a,b).

### *Alternatives to the use of decaBDE as a flame retardant in textile applications*

#### **1. Substitution of decaBDE by another flame retardant with similar properties**

124. When substituting decaBDE, regrettable substitution with other PBTs or endocrine substance should be avoided and life cycle of the respective alternatives considered and where possible assessed (Fantke et al. 2015; Hennebert 2021; ECHA 2023). Furthermore, Table 14 gives an overview on flame retardant chemicals reported to be used for textile backcoating.

Table 14: Flame retardant chemicals reported to be used for textile backcoating

Name	CAS No.	Examples of trade name	Applications
<b>Halogen-containing FRs</b>			
Ethylene bis(tetrabromophthalimide)	32588-76-4	SAYTEX® BT-93 (Albemarle Corp.), BT-93 (Jiangsu Huading Refining Chemical Industry Co. Ltd., China)	Additive flame retardant in polypropylene, polyethylene and polycarbonate with end uses in electrical and electronic equipment, wire and cable, construction materials and textiles. The loadings required are similar to those for decaBDE but it is a more expensive product. It is non-blooming, has greater heat and UV stability than decaBDE and in some cases generates less smoke. It can be used where discolouration needs to be minimised.
Tetrabromobisphenol A bis (2,3-dibromopropyl ether) (TBBPA)	21850-44-2	SAYTEX® CP-2000 (Albemarle Corp.), BA-59P (LANXESS.), FR-1524 (TBBA) (ICL Industrial Products)	Mainly used as a reactive flame retardant in epoxy resins (printed circuit boards), polycarbonates and unsaturated polyesters (RPA, 2003). On its own it is not effective as a flame retardant in polyolefins (Weil and Levchik, 2009). It can be used as a flame retardant in polymers such as ABS, polystyrenes, phenolic resins, adhesives, paper, and textiles but has poor colour stability so its use tends to be limited to applications where discolouration caused by exposure to light can be tolerated
Ethane-1,2-bis(pentabromophenyl)	84852-53-9	Ethane-1,2-bis(pentabromophenyl) (SAYTEX® 8010) (Albemarle Corp.), Decabromodiphenylethane, DBDE (Firemaster® 2100) (LANXESS)	This substance is marketed as a drop-in replacement for decaBDE and is used at similar loadings. It is particularly suited for polymers that are processed at high temperature.  Typical substrate: Cotton, polyester, acrylic, leather, leather imitation (PUR, PVC)
Tris(tribromophenoxy) triazine	25713-60-4	FR 245 (ICL Industrial Products)	Used as Tris(tribromophenyl)Triazine + Antimony imitation (PUR, PVC) synergists (TTBPT)  Typical substrate: Cotton, polyester, acrylic, leather, leather imitation (PUR, PVC)
Tris(1,3-dichloro-2-propyl) phosphate	13674-87-8	1,3-dichloro-2-propanol phosphate (3:1), 2-propanol, 1,3-dichloro-, phosphate (3:1), Amgard TDCP, Antiblaze 195, Antiblaze TDCP, FR2, Fyrol FR-2	Used in textile backcoating
<b>Non-halogen organo-phosphorous FRs</b>			
2,2'-oxybis[5,5-dimethyl-1,3,2-dioxaphosphorinane] 2,2'-disulphide	4090-51-1	Mileflame FR 5060 (MPI Chemie Bv)	Viscose FR that can be applied to wide array of synthetic materials

			incl. plastic, rubber and textile industry.
<b>Other non-halogen FRs</b>			
Red phosphorous	7723-14-0	Exolit RP 690 and others in the RP series (Clariant GmbH)	Best suited to materials with high oxygen content (e.g. cellulose and oxygen containing plastics/fibres). Otherwise, a synergist will need to be used e.g. nitrogen or halogen containing compound.  Cotton, polyester
Ammonium polyphosphate	14728-39-9; 68333-79-9	Exolit AP 750 (TP) and others in the AP series (Clariant GmbH)	Ammonium polyphosphate (microencapsulated) (APP)  Cotton, polyester
Melamine cyanurate	37640-57-6	MELAPUR® MC XL, MELAPUR® MC50, MELAPUR® MC25 (Ciba), FR-6120 (ICL Industrial Products)	Cotton, polyester
Melamine polyphosphate	15541-60-3; 218768-84-4	MELAPUR® 200/70 (Ciba), Exolit AP 750 (Clariant GmbH)	Cotton, polyester
Organic phosphinates	225789-38-8	Exolit® OP 1312 M1; Exolit® OP 1311 and others in the series (Clariant GmbH)	
Aluminiumhydroxide	21645-51-2	AB H-Series Alumina Trihydrate, Actilox, ALH-, ALOLT-, Aluminium hydrate, Aluminiumhydroxid, Apyral, BARIACE, BARIFINE, Bayerit, Geloxal, Hydrated alumina, hydroxid hlinitý, HYMOD® Surface-Treated Alumina Trihydrate	Can be used in combination with phosphorus-based flame retardants, with lower loadings required  Cotton, polyester

(UNEP 2019a, RPA 2014, USEPA 2014, ECHA 2014, ECHA 2012, Danish EPA 2006)

## 2. Use of alternative fibres/ processes with similar properties:

### Alternative fibres

125. Natural fibres are easier to chemically flame retard than synthetics. Several non-halogenated decaBDE chemical substitutes are available for natural cellulose or protein fibres such as cotton, wool, rayon (viscose, modal, and lyocell), and linen, including:

- Ammonium polyphosphates;
- Dimethylphosphono (N-methylol) propionamide;
- Phosphonic acids such as (3-[[hydroxymethyl]amino]-3-oxopropyl)-dimethyl ester;
- Tetrakis (hydroxymethyl) phosphonium urea ammonium salt.

126. Furthermore, some natural materials like leather and wool have inherently fire-resistant properties and, depending on the thickness of the weave, can meet fire safety requirements without additional chemical treatment (Klif 2011; Weber et al. 2018).

127. Nonwoven fabrics are also inherently fire-resistant, as are a number of synthetic fibres including aramids, viscose, novoloid, polyamides, melamine, and polyester. Some of these fire-resistant fibres, such as polyhaloalkenes, contain PVC, vinyl bromide, and other halogens, while others, such as polyaramides and melamine, are halogen-free (LCSP 2005; UNEP 2015).

128. Some fabrics for upholstery, mattresses, and drapery are made from blends of inherently fire-resistant fibres with fibres of lower flame performance. For instance, cotton is usually blended with polyester ('poly-cotton' blend), nylon, or melamine to reduce its flammability (DEFRA 2010).

*Fire barriers*

129. Fire-resistant barrier layers can be used between the surface fabric and the interior foam core in furniture and mattresses. They fully encapsulate the interior materials and must be combined with fire-resistant border seams, tape, and threads (LCSP 2005). Fire barriers are made from inherently fire-resistant fibres such as wool, para-aramids, melamines, modacrylics, or glass fibre, without the need for flame retardant chemicals. Moreover, many of these fibres are made from non-halogen materials. Some barriers can also be made from blends of inexpensive fibres and expensive inherently fire-resistant fibres. In addition to fibre blends, many manufacturers use cotton-batting materials treated with boric acid. Plastic films have also been used as barriers, especially films made of inherently fire-resistant plastics such as neoprene (polychloroprene) (LCSP 2005).

*Intumescent systems (Table 15)*

130. In textiles, like in plastics, fire safety may also be achieved via the use of intumescent systems (Klif 2011; USEPA 2014). Intumescence is the formation of a foamed char, which acts as heat insulation. An intumescent system is generally a combination of a source of carbon to build up char, an acid-generating compound, and a decomposing compound that generates blowing gases to produce foamed char (Weil and Levchik 2009). This foam attains a thickness of 10 to 100 times that of the originally applied coating and insulates the substrate material through its low thermal conductivity. This makes intumescent systems efficient at reducing both flammability and exposure to toxic gases and fumes (KemI 2006). Intumescent systems include use of expandable graphite impregnated foams, surface treatments, and some barrier technologies (Klif 2011).

131. Intumescent systems typically consist of three components (KemI 2004, ECHA 2014):

- Acid source;
- Carbon source;
- Gas source.

132. The acid acts as a catalyst when the carbon source decomposes with the formation of gas, for example water vapour. The acid may also be a compound that forms acid in contact with heat. The carbon source consists of polyols (polyalcohols) that lose their hydrogen to form a “carbon foam” of suitable density and thickness to create good safety against continued spread of fire. The gas source is the third component. Gases are formed that are not combustible - for example hydrochloric acid, ammonia, water or carbon dioxide – depending on what the chemical system is like (KemI 2004).

133. The composition of intumescent systems depends on each specific situation (KemI 2004):

- Desired flame-retardant properties
- Polymer composition in application concerned
- Any presence of fillers and additives in the polymer systems concerned.

134. The most common intumescent systems for textiles are listed below (KemI 2004).

Table 15: Common intumescent systems for textiles (KemI 2004)

Component	Example substance
Dehydrating substance: Carbonising substance that releases acid for esterification of hydroxyl groups	Monoammonium phosphate Diammonium phosphate Ammonium polyphosphate Melamine phosphate Guanyl urea phosphate Urea phosphate Diammonium sulphate Ammonium tetraborate

Carbonising substance: Contains large quantities of carbon Thermal decomposition results in carbon skeleton	Polyols; Erythritol; Pentaerythritol; Pentaerythritol dimer and trimer; Arabitol; Sorbitol; Inositol; Polyhydrophenols; Resorcinol; Sugars; Glucose; Maltose
Gas sources: Produce non-combustible gases in connection with thermal decomposition	Dicyandiamide; Melamine; Guanidine Glycin; Urea; Chloroparaffins

135. Keml (2004) noted that intumescent systems require special handling in application, for example on a backcoating, so that they work as intended. As the three-component system is stable and in solid form, it is important to find the best conditions and combinations of the three different components in an evenly and well-distributed dispersion in the textile application to achieve the desired flame protection.

### 4.3. DecaBDE use in polyurethane foam for building insulation

136. DecaBDE was exempted for PUR foam insulation (Table 3; Decision SC-8/10) but the exemption ended 18 December 2023 (Decision SC-11/1: Exemptions). Since several Parties have not ratified the listing, decaBDE may still be used in polyurethane foam, the below section still has relevance for those Parties (UNEP 2021d).

#### 4.3.1. Process description

137. Polyurethane belongs to the thermoset plastic group and is a multifunction polymer material with wide-ranging applications. The main applications of polyurethanes are in rigid foams, flexible foams, coatings, and elastomers. Rigid polyurethane foam for building insulation is marketed both as factory-made insulation boards/blocks, as sandwich panels, and as spray insulation foamed directly at the building site. Sprayed polyurethane foam provides weatherproof sealants, forms a seamless layer of insulation, fills gaps and seams during application, and covers irregular, hard-to-insulate shapes (American Chemical Council 2018; UNEP 2019b).

138. The leading method for flame retarding rigid foam is to use additives, although reactive flame retardants are also in use (Weil and Levchik 2004; Shaw et al. 2014).

139. According to RPA 2014, DecaBDE seems not to be used as a FR for PU foam. TCPP (Tris(1-chloro-2-propyl) phosphate) and TDCPP (Tris(1,3-dichloro-2-propyl) phosphate) seem to be predominantly used as FRs in PU foams.

#### 4.3.2. BAT and BEP (incl. availability of alternatives)

140. The measures described in section 4.1.2 are applicable to all types of polymers including PU foam.

141. Alternatives to the use of decaBDE as a flame retardant in PU foam for building insulation are the following:

##### 1. Substitution of decaBDE by another flame retardant with similar properties:

142. When substituting decaBDE, regrettable substitution with other PBTs or carcinogenic, mutagenic and reprotoxic (CMR) or endocrine disrupting chemicals (EDCs) should be avoided and life cycle of the respective alternatives considered and where possible assessed (Fantke et al. 2015; Hennebert 2021; ECHA 2023). Table 16 gives an overview on flame retardant chemicals reported to be used for PU foam.



Table 16: Flame retardant chemicals reported to be used for PU foam

Name	CAS No.	Examples of trade name	Applications
<b>Halogen-containing FRs</b>			
Ethylene bis(tetrabromophthalimide)	32588-76-4	SAYTEX® BT-93 (Albemarle Corp.), BT-93 (Jiangsu Huading Refining Chemical Industry Co. Ltd., China)	Additive flame retardant, similar applications
Ethane-1,2-bis(pentabromophenyl)	84852-53-9	Ethane-1,2-bis(pentabromophenyl) (SAYTEX® 8010) (Albemarle Corp.), Decabromodiphenylethane, DBDE (Firemaster® 2100) (LANXESS)	Additive flame retardant, similar applications
Tris(1,3-dichloro-2-propyl) phosphate	13674-87-8	1,3-dichloro-2-propanol phosphate (3:1), 2-propanol, 1,3-dichloro-, phosphate (3:1), Amgard TDCP, Antiblaze 195, Antiblaze TDCP, FR2, Fyrol FR-2	Additive flame retardant, similar applications
<b>Non-halogen organo-phosphorous FRs</b>			
Cresyl diphenyl phosphate (CDP)	26444-49-5	Disflamoll® DPK (Lanxess)	Flame retarding characteristics in PF and EP resins, in TPU's, PC/ABS blends and PUR foams (rigid and flexible).
Substituted amine phosphate mixture (P/N intumescent systems)	66034-17-1	Diphosphoric acid, compd. with piperazine	-
<b>Other non-halogen FRs</b>			
Red phosphorous	7723-14-0	Exolit RP 690 and others in the RP series (Clariant GmbH)	Additive flame retardant, suited to materials with high oxygen content
Ammonium polyphosphate	14728-39-9; 68333-79-9	Exolit AP 750 (TP) and others in the AP series (Clariant GmbH)	Additive flame retardant, similar applications
Aluminiumhydroxide	21645-51-2	AB H-Series Alumina Trihydrate, Actilox, ALH-, ALOLT-, Aluminium hydrate, Aluminiumhydroxid, Apyral, BARIACE, BARIFINE, Bayerit, Geloxal, Hydrated alumina, hydroxid hlinitý, HYMOD® Surface-Treated Alumina Trihydrate	ATH can be used in combination with phosphorusbased flame retardants, with lower loadings required
Magnesium hydroxide	1309-42-8	MAGNIFIN® H-7 C (Albemarle Corp.)	Can be used for high temperature applications

(UNEP 2019b, RPA 2014, USEPA 2014, ECHA 2014, 2012, Danish EPA 200)

## 2. Resin/Material substitution:

143. A variety of insulation materials are used in buildings, each having some advantages for specific applications determining its use, and many with general application. In terms of market volumes, major insulation alternatives are expanded polystyrene (EPS) and extruded polystyrene (XPS), mineral wool, and fibre glass wool, but a number of other insulation materials are used to some extent (UNEP 2019b).

- Expanded and extruded polystyrene (EPS/XPS)

EPS/XPS are major insulation used in a variety of installations for the entire building envelope. EPS is a closed-cell insulation that is manufactured by “expanding” a polystyrene polymer. XPS is a rigid insulation that is also formed with polystyrene polymer but manufactured using an extrusion process.

- Stone wool

Stone wool is made from volcanic rock, typically basalt or dolomite, an increasing proportion of which is recycled material in the form of briquettes. Slag wool is made from blast furnace slag (waste). The stone wool is a subgroup of the mineral wool together with glass wool. Over the last decade, glass wool,

rock (stone) wool and slag wool have together met just over half of the world demand for insulation. The structure and density of the product can be adapted to its precise final usage. Inorganic rock or slag is the main components (typically 98%) of stone wool. The remaining 2% organic content is generally a thermosetting resin binder (an adhesive), usually phenol formaldehyde and a little mineral oil.

- Glass wool (fibre glass insulation)

For glass wool, the raw materials are sand, limestone and soda ash, as well as recycled off cuts from the production process. The glass wool is a subgroup of the mineral wool. Small quantities of binding agents are added to the fibres. Glass wool products usually contain 95% to 96% inorganic material.

- Phenolic foams

Phenolic foam insulation is made by combining phenol-formaldehyde resin with a foaming agent. In the process phenol is polymerized by substituting formaldehyde on the phenol aromatic ring via a condensation reaction and a rigid thermoset material is formed.

- Natural fibre-based insulation materials

Various modern insulation materials are based on natural fibres (such as cellulose, wool, wood fibre, hemp, flax, and cotton etc), primarily plant fibres but also sheep wool. Some of these have been known for centuries but have got a renaissance over the last decades with the growing interest for environment friendly building techniques. They are available as loose insulation fill, as insulation batts or/and as rolls. Natural fibre insulation can be utilised in construction similarly to other insulation in roofs, walls, and floor build-ups. Fixing, cutting, and installation methods are also comparable. Some must be protected against rodents using borate.

## 4.4. DP use in plastics

### 4.4.1. Process description

144. DP is a chlorinated organic flame retardant, used as an additive flame retardant, i.e., it is not chemically bound to the material in which it is used (e.g., plastics and coatings) but is simply mixed in the polymer matrix it is made with, during manufacture. The overall function of DP is to slow the ignition and spread of fire in the materials to which it is added. DP is used in combination with antimony, zinc or iron as synergists (ECHA 2022). DP is an additive chlorinated FR used in plastics, adhesives, and sealants (Table 4 and Table 17).

145. In plastics and other polymer-based materials, DP is used in thermoplastic (e.g. polypropylene, polyester, acrylonitrile butadiene styrene (ABS), natural rubber, polybutylene terephthalate, nylon, and styrene butadiene rubber (SBR) block copolymer) and thermosets (e.g. epoxy and polyester resins, polyurethane foam, polyurethane rubber, silicon rubber, ethylene propylene diene monomer rubber, and neoprene). The amount of DP in these materials ranges from 8% in polybutylene terephthalate up to 40 % in silicon rubber (UNEP 2022; UNEP 2023a).

146. Use in motor vehicles accounts for 70–90% of the total global use volume. The main use in this sector (around 80%) is in cables and wires (UNEP 2023a). Other uses of DP containing plastic polymers and resins, include hard plastic connectors in computer monitors/TVs, limited specific applications in the aerospace and defence sector (UNEP 2023a; ECHA, 2022b, c). DP has also been detected in other polymers used in building materials including plastic roofing materials, sound absorbing foams, expanded polystyrene panels, sealants, particle boards, paint, and wallpapers. The DP detection frequency ranged from 33% to 100% with the highest reported concentrations found in sealants, PVC, sound absorbing foams and expanded polystyrene (UNEP 2023a; ECHA, 2022b, c; Hou et al., 2018; UNEP 2022c).

Table 17: Use of DP in specific polymer types (UNEP 2022c; ECHA 2022)

Polymer (or other substrate)	Application Type	Notes on technical function, loading rate and synergist systems
<b>Thermoplastic polymers</b>		
Acrylonitrile butadiene styrene (ABS)	Resin	FR at 16.9% with antimony trioxide synergist FR typical loading ~20% in ABS in appliances
Natural rubber	Elastomers	FR at 18.7% with antimony trioxide
Nylon	Connectors, switches, cable straps, power tool housing and wall plate	FR at 11-22% with inorganic synergist (zinc, antimony, iron compounds)
	Fibre reinforced polymer	FR at 10-25% with inorganic synergist (zinc, antimony, iron compounds)
Nylon coating	Wire and cable coatings; cable jackets	
Polybutylene Terephthalate	Connectors, switches, cable straps, power tool housing and wall plates	FR at 15.2-15.75% with antimony trioxide synergist ('high CTI')
	Fibre reinforced polymer	FR at 8-18% with synergists (antimony trioxide)
Polyolefin / Polyethylene	Wire and cable / cable coatings; cable jackets (Thermoplastic adhesives)	FR at ~25% in presence of inorganic synergist
Polypropylene (PP)	Moulded parts / other plastics / Moulded / extruded parts / other plastics / hard plastics circuit board / motherboard & components / chargers / appliance parts	FR at 20-35% in presence of synergist (antimony, zinc compounds)
Kraton	Elastomers	FR at 30% with antimony trioxide
TPU, Thermoplastic urethanes	Elastomers	FR at 16% with antimony trioxide
	Potting compounds	No further information found
Ethylene vinyl acetate (EVA)	Wire and cable / cable coatings; cable jackets; (Thermoplastic adhesives)	FR at 25% in presence of inorganic synergist (antimony)
Expanded polystyrene (EPS)	Foams / sound-absorbing panels	
Polyvinyl chloride (PVC)	PVC line pipes	
<b>Thermoset polymers</b>		
Cross-linked PE (XLPE)	Wire and cable coatings; cable jackets	FR at ~25.5% in presence of inorganic synergist (antimony)
Epoxy	2-part Epoxy void filler / potting compound / syntactic foam (thermoset polymer adhesives)	FR at <15%
Epoxy resin	Resin	FR at 25.5% with synergists (antimony, zinc or iron compounds); Filler
Ethylene/propylene diene monomer elastomers (EPDM)	Wire and cable / cable coatings; cable jackets	FR at 33% in presence of inorganic synergist (antimony)
	Nuclear power plant control cable (Wire and cable coatings; cable jackets)	FR at 33% in presence of inorganic synergist (antimony)
Hypalon	Elastomers	FR at 5-6% with antimony trioxide
Phenolic resin Paper laminated resin	Structural adhesives	FR at 12.9% with synergist (antimony oxide); Filler
Neoprene	Elastomers (adhesives)	FR at 10% with antimony trioxide
Silicon rubber	Elastomers (adhesives)	FR at 18.8-40% with antimony trioxide
Unsaturated polyester (UPE) resin	Resin (thermoset polymer adhesives)	FR at 20% with synergists (antimony oxide); filler

Polymer (or other substrate)	Application Type	Notes on technical function, loading rate and synergist systems
Urethane foam	Elastomers	FR at 17.5-35% with antimony trioxide
Urethane rubber	Elastomers (adhesives)	FR at 20-30% with antimony trioxide

#### 4.4.2. BAT and BEP (incl. availability of alternatives)

147. The BAT reference documents and measures described in Section 4.1.2 are applicable to all types of DP polymer applications.

##### *Labelling of DP-containing plastic/polymers fractions and articles*

148. Labelling of articles/products containing DP or identification by other means throughout their life cycle is an efficient control measure to identify exempted products/articles. For references on how this can be done see Decisions SC-6/13 and SC-7/13 and Annex A parts VII and VIII as well as the guidance on labelling of products or articles that contain POPs (UNEP 2019c, UNEP 2017b) to facilitate their appropriate end-of-life management as required by the Stockholm Convention. In section 4.1.2 the paragraph labelling describes the labelling for plastics for PBDEs, which can also be applied for DP.

##### *Alternatives to the use of DP as a flame retardant in polymer applications*

149. Several approaches can be taken when considering alternatives for DP in its two primary functions: (1) use as a FRs in polymers; and (2) extreme pressure additive in greases. Additionally, when substituting DP, following options should be considered, aiming to find the best way to substitute DP in a sustainable manner (1) by substituting the FR additive; (2) the base material; or (3) the end product itself. Thus, alternatives can either replace (1) the FR additive (without changing the base polymer); (2) the base polymer with FRs and other additives (with another material, plastic or non-plastic, and other additives); or (3) the product can be replaced by a different product, or the function can be fulfilled using a totally different solution (UNEP 2023a).

150. A case-by-case assessment is necessary to find the best alternative suitable for a specific use. It is important to consider all the available health and environmental data to obtain a comprehensive and robust understanding of the toxicological and ecotoxicological effects and recycling performance (of the alternatives UNEP 2023a; USEPA 2014; ECHA 2014). Potential alternatives and their suppliers should therefore be carefully assessed by Parties before being considered as suitable alternatives.

151. ECHA (2022) identified a shortlist of 20 chemical alternatives for DP in its function as both a FR and as an extreme pressure additive in grease/lubricant.

#### 1. Substitution of DP with another FR

152. DP can be replaced by another flame retardant with similar properties without changing the resin (Table 17).

153. Table 18: Shortlist of potential alternatives to DP (ECHA 2022)

CAS No.	Alternative Substance	Plastics	Coatings
115-27-5	Chlorendic anhydride	X	
1003300-73-9	Mixtures of esters of phosphoric acid	X	
115-86-6	Triphenyl phosphate	X	
1309-42-8; 13760-51-5	Magnesium hydroxide	X	X
13674-87-8	Tris(1,3-dichloro-2-propyl) phosphate	X	
14728-39-9; 68333-79-9	Ammonium polyphosphate	X	X

21645-51-2; 8064-00-4 1318-23-7	Aluminium hydroxide	X	X
21850-44-2	Tetrabromobisphenol-A bis (2,3-dibromopropyl ether)	X	
218768-84-4	Melamine polyphosphate	X	X
225789-38-8	Organic phosphinates (Diethylphosphinic acid, aluminium salt)	X	
26444-49-5	Cresyl diphenyl phosphate	X	X
32588-76-4	Ethylene bis(tetrabromophthalimide)	X	X
37853-59-1	Bis(tribromophenoxy)ethane	X	
57583-54-7; 125997-21-9	Resorcinol bis(diphenylphosphate) (RDP)	X	
5945-33-5; 181028-79-5	Bisphenol-A bis (diphenyl phosphate) (BDP/BAPP)	X	
66034-17-1	Substituted amine phosphate mixture (P/N intumescent systems); Diphosphoric acid, compd. with piperazine (1:1)	X	X
7723-14-0	Red phosphorous (encapsulated)	X	X
79-94-7	Tetrabromobisphenol-A	X	
84852-53-9 I7	Ethane-1,2-bis(pentabromophenyl)	X	X
88497-56-7; 57137-10-7	Brominated polystyrene	X	

## 2. Resin/Material substitution

154. DP can be substituted by alternative techniques or by substituting the base polymer with another material, plastic or non-plastic, and other additives (Table 19).

Table 19: Non-chemical potential alternatives to DP in its function as a FR (ECHA 2022)

Alternative techniques	Technical and economic feasibility
Intumescent systems	Issues around the economic and technical viability have not been fully resolved and as substances utilised in intumescent systems often belong to nitrogen-containing or organophosphate FRs, they are may not be viewed as suitable alternative technologies for DP as a FR additive.
Nanocomposites	Polymeric nanocomposites have demonstrated potential as FR materials, however they have not been adequately evaluated for safety. Nanoparticles in polymer nanocomposites have demonstrated a simultaneous reduction in heat release rate and an increase in thermal stability (Carretier et al., 2020).
Expandable Graphite	Without further information on the precise technical function of DP additives in FRs it is not possible to assess if expandable graphite would be a suitable alternative technique although it is considered a promising material for flame retardancy for cellulosic materials (Mazela et al., 2020).
Smoke suppressants	In the event of fire these systems lead to the formation of glassy coatings or intumescent foams or dilution of the combustible material, which prevents further formation of pyrolysis products and hence smoke (Keml, 2005). Such systems are of relevance to transportation applications of DP.

## 3. By design change or product substitution

155. **The need for flame retardants can be eliminated by design changes, or the entire product can be replaced by a different product with similar performance.** Electronic and electrical equipment can

be redesigned to eliminate or reduce the need for chemical flame retardants. Possible redesign strategies include (UNEP 2019a):

- Separating the high-voltage components that need greater ignition protection from the low-voltage components;
- Reducing the operating voltage requirements, therefore reducing the need for fire-resistant enclosure material;
- Separating the power supply from the product, which reduces the fire-retardancy requirements of the electronic enclosure;
- Shielding power supplies with metal to eliminate the need for additive flame retardants.

## 5. BAT and BEP measures for environmentally sound recycling of PBDE/DP-containing wastes with elimination of decaBDE and DP

### 5.1. Plastic in EEE/WEEE

156. WEEE is an important source of plastic waste and is one of the fastest growing waste streams in the world (Forti et al. 2020). The management of PBDE/DP-containing plastics needs to be assessed and addressed in the larger frame of BAT/BEP for the management and treatment of EEE and WEEE. BAT/BEP for the management of (selected) WEEE is established e.g. in the framework of the Basel Convention. The first international guidance in this respect has been established for information and communications technology (ICT) equipment under the Partnership for Action on Computing Equipment (PACE) (UNEP 2017a). The guidance contains *inter alia* a revised document on environmentally sound management of used and end-of-life computing equipment. Beside this guidance, following guidance documents could be consulted:

- *Sustainable Innovation and Technology Transfer Industrial Sector Studies: Recycling from E-waste to Resources (UNEP and StEP 2009);*
- *Technical Review of the Implications of Recycling Commercial Penta- and Octabromodiphenyl Ethers and Annexes (UNEP 2010a,b);*
- *Technical guidelines on transboundary movements of electronic and electrical waste and used electrical and electronic equipment, in particular regarding the distinction between waste and non-waste under the Basel Convention (UNEP 2023e);*
- *UNEP (2023f) Chemicals in Plastic: A technical report.*

157. In the EU, minimum treatment requirements for WEEE are laid down in Directive 2012/19/EU (WEEE Directive). These requirements include the obligation to remove plastic containing brominated flame retardants from separately collected WEEE (see Annex VII WEEE Directive). In order to assist relevant operators in fulfilling the requirements of the WEEE Directive the European Committee for electrotechnical standardization (CENELEC) has developed – mandated by the European Commission – a series of European standards for the treatment of WEEE (EN 50625 series “Collection, logistics & Treatment requirements for WEEE”). Especially the following documents contain guidance on how to deal with plastics containing brominated flame retardants:

- *EN 50625-1: 2014 - Collection, logistics & treatment requirements–for WEEE - Part 1: General treatment requirements;*
- *TS 50625-3-1: 2015 - Collection, logistics & treatment requirements for WEEE – Part 3-1: Specification for de-pollution – General.*

158. On a national level, there are also examples of legal requirements and guidance linked to the removal of plastics containing brominated flame retardants from WEEE, e.g. in Germany, Austria.

### 5.1.1. Reuse of EEE

159. According to the waste management hierarchy, repair and reuse of used EEE is the preferred option before end-of-life management (see Figure 2). Reuse and refurbishing of EEE extends the life span of products, hence saving energy for the manufacturing of new equipment and lowering the environmental impacts of mining for raw materials. Most uses of c-octaBDE in EEE were phased out before 2000, therefore the impact on the reuse sector for many EEE items is likely limited. However, there is a high relevance of decaBDE used for EEE products (and in waste and recycle) due to production and use until recently. WEEE is waste streams that is likely contain DP.

### 5.1.2. Material recycling considerations

160. Recycling of PBDE/DP-containing waste leads to a cycling of PBDEs/DP if they are not separated from the waste. The recommendations of the POPs Review Committee (POPRC), which were adopted by COP-5 (Decision SC-5/5), emphasise the importance of separating and eliminating PBDEs-containing materials. To meet this recommendation articles or fractions containing PBDEs should be removed from the recycling stream before the end of the recycling process and be subsequently treated in ESM.

161. From an economic perspective, the combination of separation technologies can lead to an economic process for producing PBDE/DP-free plastic fraction from WEEE which can be recycled (Table 20 and Table 21).

#### *Types and composition of PBDE-containing plastics*

162. The main reasons for the limited recycling of mixed plastics from WEEE are (UNEP 2010b):

- Industry using secondary plastic materials has tight specifications in relation to plastic quality, both chemical requirements (for example compliance to RoHS Directive 2011/65/EU and respectively the EU-POP Regulation No.2019/2021), and mechanical material properties have to be taken into consideration;
- WEEE plastic fractions often contain 15 or more different plastic types and a degree of cross-contamination is inevitable in practice (see Figure 4 and Figure 5; Dimitrakakis et al. 2009). While three polymers (ABS, PS, PP11) account for between 50% and 85% of the total, the efficient sorting of the mixtures presents difficult technical challenges;
- WEEE plastics could contain PBDEs and other chemicals of concern;
- Some of the currently available technologies to separate PBDE-containing plastics from PBDE free-plastics – as XRF determining the total bromine content or density separation – might also sort out plastics containing non-POP brominated flame retardants and plastics of a particular specific weight even if not containing PBDEs;
- Major manufacturers require production of large volumes with identical properties and performance and this is difficult from heterogeneous plastic from WEEE (but possible, see Table 22);
- Comparable low costs for alternative waste management routes (incineration, landfilling).

163. In the EU, the WEEE Directive (Directive 2012/19/EU) specifies minimum recycling targets for WEEE (with recycling and reuse targets of 55 to 80% (depending on the WEEE category) from 2019 onwards). The latter targets make increased recycling of WEEE plastics inevitable.

164. In general, whereas plastics from large household appliances and from cooling and freezing appliances are considered containing POP-BFR concentrations below the limits for obligatory separation (as specified e.g. in the European standard EN-50625 series on the collection, logistics &

---

<sup>11</sup>Normally no/low POP-PBDE or PBB.

treatment requirements for WEEE<sup>12</sup>) (European Standard 2014), plastics from small equipment (household and IT equipment) and screens are relevant in the context of PBDE content and separation. Initial monitoring of DP in some WEEE plastic fraction showed low levels (Norwegian Environment Agency 2021).

165. This final polymer rich fraction from WEEE can have an average composition as shown in Figure 4 and Figure 5 below.

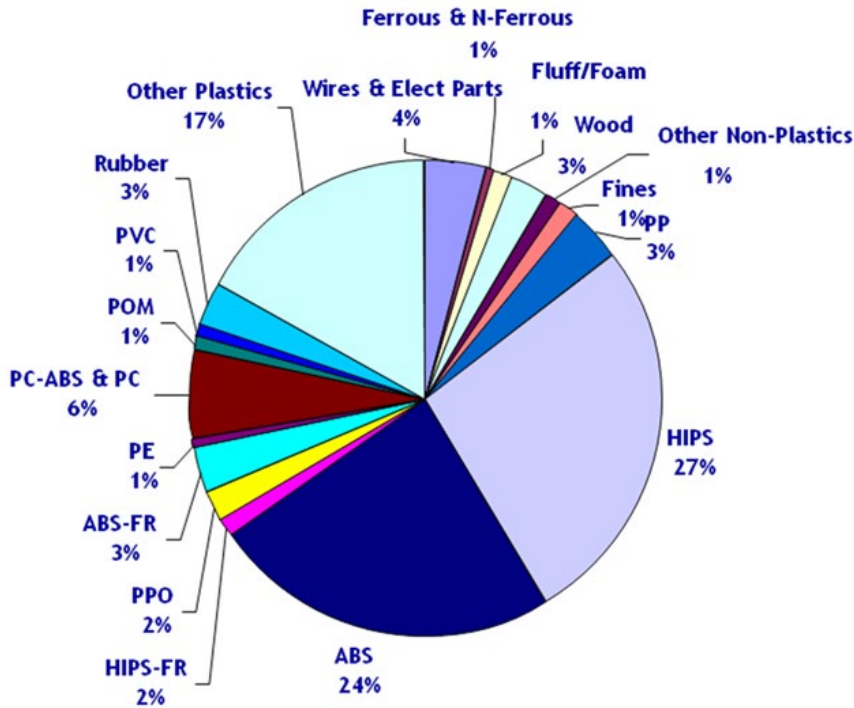


Figure 4: Composition of the polymer rich mixture after metal recovery from e-waste shredding (Slijkhuis/MBA polymers 2011)

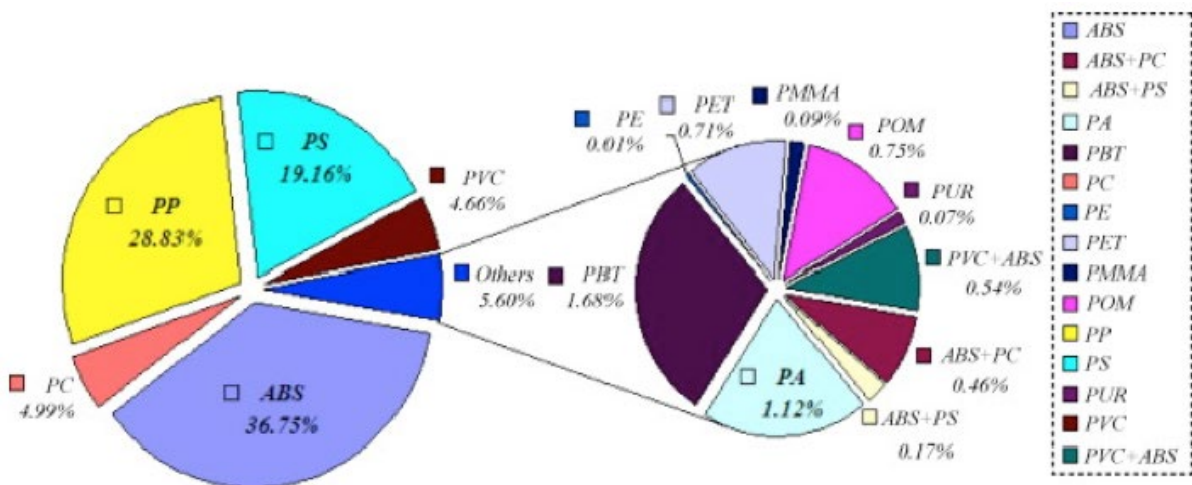


Figure 5: Polymer types identified in small WEEE polymer samples (% w/w) (Dimitrakakis et al. 2009)

<sup>12</sup> [https://ec.europa.eu/environment/waste/weee/standards\\_en.htm](https://ec.europa.eu/environment/waste/weee/standards_en.htm)



166. Some of the plastics used in WEEE equipment are high-value engineered thermopolymers that can be repeatedly remelted by heat and hardened by cooling. If these thermoplastics can be recovered in a usable condition they can be sold for a profit.

167. TV sets (CRT and flat screen items) and computer monitors provide two of the richest sources of plastics: the plastic content in these two product groups varies between 10 wt % and 40 wt %. The major plastic part of a monitor is the rear part of the housing; this is separated for recovery and to gain access to the cathode ray tube. These plastic parts are normally removed by hand in the facilities and this gives a clean polymer fraction consisting mainly of ABS and HIPS, which then have to be disposed of safely to destroy BFR (e.g. in case of BFR containing housings from CRT appliances) or can be recycled (only in case they are BFR free). To maximize resale value, polymers must then be sorted by polymer type (e.g. HIPS, ABS thermoplastic), and by colour. In addition, the blend PC/ABS is a valuable target material in such waste streams.

168. A large-scale study to determine the levels of PBBs and PBDEs in visual display units concluded that about 15% of plastic waste from TV casings and about 47% plastic waste from PC-CRT casings show significantly higher levels of PBDEs than 0.1% (Aldrian et al. 2014). In a similar screening study in Nigeria 32.9% of the sampled TV CRT and 66.1% of computer CRT casings contained bromine at a concentration above 1% considered to be flame retarded with BFRs with average plastic also exceeding 0.1% PBDEs (Sindik et al. 2015). An Australian study (Bentley et al. 2013) shows a non-destructive testing strategy to rapidly identify imported consumer products by using hand-held XRF device followed by a swipe test. The authors concluded that the procedure can be used to identify key BFR and specifically to estimate c-octaBDE content in consumer products.

169. After the plastic has been cleaned and sorted into a specific type, it will need to be compacted for storage and transportation (see Annex 1 of this document), or further processing (see below). This can be done by hand tools such as scissors, shears, etc., or, better, by baling, shredding and size grading. Some mechanized operations combine heating, rapid cooling and cutting into grain. These smaller pieces are then typically heated and extruded through a die to form strings and pellets for final sale as raw materials. This polymer fraction is normally traded at prices that only allow a limited number of treatment steps, especially when the cost of incineration of residual PBDE/DP-containing plastics has to be covered. Therefore, the disposal of residual contaminated plastics needs to be covered by the revenue from WEEE recycling (e.g. copper, steel, noble metals), by waste management fees or by legal implementation of the extended producer responsibility (e.g. European WEEE or Chinese WEEE regulations).

170. While initial collection and handling of unbroken plastic parts and cases should not involve exposures of concern to hazardous substances, all subsequent processing involves higher exposure risks. Plastic particles, additives and brominated flame retardants may be released, causing exposures to workers (UNEP 2010a,b). Size reduction and granulation can also generate heat and, if not properly managed, open smoke and fire. After granulation, the plastic will be moulded under elevated pressure and temperature with risks of exposure to substances contained in the plastic and new substances such as halogenated dioxins and furans (Ota et al. 2009).

### 5.1.3. Technologies to separate PBDE/DP-containing plastic

171. Separation technologies are designed to collect PBDE/DP-free plastics out of WEEE plastics with the aim of recovering valuable and marketable products, the sale of which generates much of the process revenues. Thus, development and running and combining these technologies is driven mainly by economy of the overall process chain. That means that separation of PBDEs or DP is only a part of the overall strategy to produce valuable products with a reasonably high yield and a quality accepted by producers of new products (Table 20 and Table 21).

172. WEEE plastics may be transformed into valuable plastic for recycling by a chain of optimized processes sometimes performed by more than one company. The process is only economically feasible if the cumulative cost of processing is lower than the revenues for the recycled product. Therefore, separation of PBDE/DP-containing plastic needs to be effectively integrated with the main driving forces of a recycling plant: the technologies used for shredding of WEEE and separation of polymers for polymer material recycling and for metal recycling.

173. The following techniques could be used in combination at a plant recycling plastic from WEEE as BAT/BEP (Table 20):

- Manual dismantling approaches or shredding technologies;
- Sorting technologies to separate possibly PBDE/DP-containing bulk and shredded plastics (see Table 20);
- Combinations of technologies to optimize the separation process (see Table 21);
- Full-scale plants to separate WEEE and PBDE/DP-containing plastics (see Table 22).

#### *Manual dismantling approaches*

174. Recycling companies handling CRT monitor housings often manage these plastics separately based on their experience of the specific type of polymers and type of flame retardant, thus keeping the “stream” “cleaner”.

175. In Europe, only a minor share of plastics from manual dismantling of WEEE is checked for the Br content (European Commission 2019c). In such XRF screenings also chlorine/DP could be simultaneously checked and separated.

176. In Sweden, Retegan et al. (2010) describe the current principal method used in the Swedish recycling industry for the separation of plastics from TVs and computer monitors containing PBDEs. The listed items are removed manually from the waste stream. Training and experience in manually sorting WEEE plastics and parts containing PBDEs or DP is needed to effectively sort polymers and remove those components. Even experienced manual sorting operatives cannot, however, determine which types of flame retardants are incorporated in the polymers. Thus, it is recommended that manual sorting be supervised by spot-checks using XRF measurements for bromine screening.

177. The effectiveness of manual separation needs to be evaluated as the composition of PBDEs and DP in the different WEEE categories is likely to be different in different countries or regions before a BEP recommendation can be given.

178. Pure manual separation without instrumental help/Br/Cl screening has to be developed base on statistical analysis of the results, considering the complexity of the different electronics (different types, different producers and different series from the same type and producer) and the uncertainty of producers that have used PBDEs or DP. Manually disassembling and removing plastics that contain brominated and chlorinated flame retardants is especially suitable for a producer responsibility system in which only the products manufactured by a specific producer or producers are pre-treated. In that case, there is usually more detailed information on the composition of the original products available in the scrap processing chain which has been provided by the manufacturer. Separation based only on the workers’ experience on the flame retardants contained by individual parts is vulnerable to errors, in which case plastic containing POPs may end up in material streams considered suitable for recycling. Therefore, separation must be complemented by measuring the bromine and chlorine content of the plastics, such as XRF screening and post separation checks. Manual separation does carry a risk of the workers being exposed to brominated and chlorinated flame retardants (Nguyen et al 2019; Cai et al.

2020), therefore, attention must be paid to the occupational safety and health of the workers (Finnish Ministry of Environment 2016).

Table 20: Possible separation technologies and methods.

Possible processes	Separation principle	Capable to remove or eliminate BFRs and CFRs
Manual XRF	X-ray fluorescence	Yes
Manual NIR/MIR	Polymer separation based on IR spectra	Not those regulated by RoHS and Stockholm Convention
Manual sorting	Knowledge and polymer labelling	(Yes)
Grinding and removal of foreign materials	Magnetic and eddy current separation	No
Airstream sorting	Specific weight	No
Sink and float	Density	Yes
NIR sorting	Polymer separation based on NIR spectra	Not those regulated by RoHS and Stockholm Convention
Laser sorting	Polymer separation based on laser spectroscopy	Not yet approved
XRT	X-ray transmission	Yes
Compounding and melt filtration	Sieving	No
Upgrade	Addition of additives	No

### *Screening techniques to separate PBDE/DP-containing bulk and shredded plastics*

179. A range of technologies can be applied for screening bromine and chlorine in materials like plastics. XRF and sliding spark technologies are available and relatively simple and robust methods (UNEP 2021c). They appear appropriate for use in developing countries (UNEP 2010a,b, 2021c). Both methods are labour intensive.

180. Information on various screening techniques is provided below.

#### **Sliding spark spectroscopy**

181. The lowest detection limit for bromine with the sliding spark spectroscopy technology is 0.1%. For practical reasons the recyclers normally set the system at 1% bromine or chlorine to screen out PBDE/BFR or DP/chlorine containing plastics, which normally contain between 3% and 20% PBDEs/BFR or DP/CFR (Seidel et al. 1993; Seidel 2010, 2012).

182. Sliding spark spectroscopy using handheld instruments is used in WEEE dismantling plants and other fields for screening halogens in plastic. It allows operators to distinguish between BFR/CFR-containing (halogen-containing) and almost BFR/CFR (halogen) free components. The scanning time is quick and takes only a few seconds. The instrument needs a direct contact to the material surface and coated materials need to be specifically addressed by scratching the coating.

183. With dual-function equipment including near-infrared (NIR), this method can also distinguish different polymer types. Instruments with this integrated function therefore have the potential for

practical separation not only of PBDE/BFR and non-PBDE/BFR or DP/CFR plastic but also for polymer types at e-waste dismantling and recycling facilities at the dismantling stage. As mentioned above, NIR has difficulties with recognizing black plastic.

184. The sliding spark technology for the detection of halogens (Seidel et al. 1993; IoSys 2010; Seidel 2012) costs around US\$6,000. A German producer of sliding spark technology has confirmed that equipment has been supplied to China and South Africa (Seidel 2010), thus indicating it is already used in developing countries.<sup>13</sup> Such handheld sliding spark equipment is available with additional detectors (near infrared; NIR) for determination of the polymer type (at a cost of approximately US\$33,000) and could be used for producing clean polymer fractions with associated higher market values. The manual determination of polymer type to produce clean polymer fractions could be an attractive option for recovery of high-quality polymer from developing countries and could be combined with the separation of PBDE/BFR and DP/CFR containing plastic.

### **Near Infrared (NIR) Spectroscopy**

185. NIR spectroscopy (700-2500 nm spectral range) is one of the most widely used identification method for automated plastic sorting. The infrared irradiation is absorbed by overtone and combination vibrations that are characteristic of particular functional groups, such as O-H, N-H and CH. Different polymers can be readily identified provided that the objects do not contain additives such as carbon black, which cause excessive absorption of the radiation. Advantages of NIR compared to mid infrared spectroscopy include shorter response times, improved detection ability of the NIR photodetectors (germanium, indium arsenide or indium gallium arsenide) and the ability to use inexpensive quartz fibre optics with low attenuation. NIR can be used to identify the type of plastic and separate the plastic most likely to contain POPs (PUR, ABS and HIPS plastics) from the plastics that contain bromine (Krummenacher et al. 1998).

### **FT-IR technology**

186. Fourier-Transform Infrared (FT-IR) spectroscopy identifies chemical bonds in a molecule by producing an infrared absorption spectrum. On the other hand, the FT-IR allows quantifying specific compounds using calibration spectra of known concentration. It can be used for screening PBDE-containing WEEE plastics (Ramungul et al. 2023) and might also be able to detect DP. According to application note by supplier, the FT-IR technique makes this determination possible and molecular Bromine-contents of more than 5% can be non-destructively analyzed (Bruker 2009). The handheld FT-IR instrument recently developed might have also the applicability as a detection and separation tool in the field of dismantling and sorting process of PBDE/DP-containing product (Becker et al. 2017; ECHA 2022; Ramungul et al. 2023 ).

### **Raman spectroscopy**

187. Raman spectroscopy equipment in combination with sorting to separate PBDE-containing polymers has been developed in Japan (Tsuchida et al. 2009; Kawazumi et al. 2011). The pilot equipment can sort 400 kg of plastic shredder/hour. Practical performance of the equipment needs to be further verified before recommendations can be given.

### **XRF technology**

188. WEEE may contain components that originate from previous recycling of PBDE-containing polymers. These may contain mixtures of different BFRs, including c-octaBDE, but exhibit bromine levels in the range of 10-1000 mg/kg (Bantelmann et al. 2010; Chen et al., 2009, 2010; Sindiku et al. 2015). XRF is sensitive enough to trace these materials, detecting the total bromine content. Also chlorine and

---

<sup>13</sup> The tasks for which the equipment is used in South Africa and China are not documented.

therefore DP can be screened by XRF however with a lower sensitivity in particular since DP is normally not used in chlorinated polymers and XRF screening is considered of value (ECHA 2022).

189. Handheld XRF can be used for detection and separation of PBDE/DP-containing plastic with a bromine detection limit of 10 to 100 mg/kg but higher detection limits for chlorine. In practice the use of XRF measurement technology is best be used above 1000 mg/kg of bromine as element, as the only validated test method using XRF is currently validated for 1000 mg/kg (EN 62321-3-1). The time requirement for a measurement when applying handheld items is only a few seconds. With a cost of approximately US\$15,000 to US\$50,000, its use in small size enterprises may be limited. Since the handheld XRF instrument needs a direct contact to the material surface, it is not applicable for use in automated sorting systems but is used in the dismantling stage. Coated materials need to be specifically addressed by scratching the coating.

190. XRF technology is applied for instance by Austrian dismantlers since the Austrian Waste Treatment Obligation Ordinance requires the monitoring of plastics from WEEE if plastic wastes are subject to material recycling (Aldrian et al. 2014). In Europe, a limit value of 2000 mg bromine /kg is set in the European Ordinance on the basis of TS 50625-3-1<sup>14</sup>. If less than 2000 mg/kg total bromine are determined, the material is considered to be below the POP-threshold levels (remark: no POP-limit value has been yet fixed for DecaBDE) (Figure 6). DP and other chlorinated POPs present in plastics (SCCPs) are not considered in the standard yet.

191. XRF can also eliminate other hazardous elements like heavy metals which are also relevant for plastics recycling (Hennebert 2023).

---

<sup>14</sup> TS 50625-3-1 requests the separation of plastics with a certain bromine content (2000 mg/kg) based on a proof that plastics for recycling are below this threshold. It applies to flat panel displays and CRT screens. According to <https://www.weelabex.org/operators-list/> (the list of operators certified according to these standard) there are currently about 25 operators in the EU with a certificate for treatment of CRT appliances.

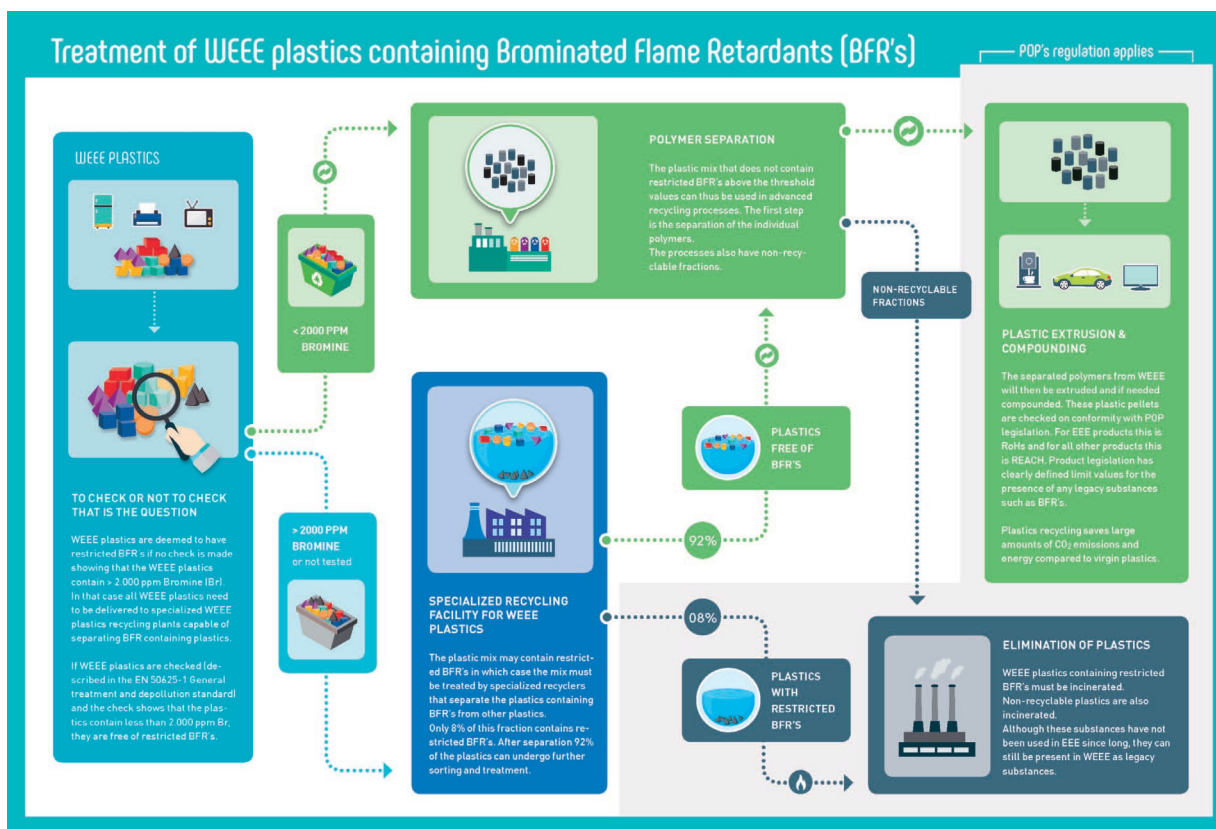


Figure 6: WEEE plastic recycling and separation of BFRs in the EU<sup>15</sup>

192. According to the Austrian study, handheld XRF was proven as an effective tool and allowed fast monitoring of large volumes of waste plastics limited time. Handheld XRF are quite expensive, but the maintenance costs are manageable. The use of stationary XRF requires some measures of reconstruction in order to comply with radiation protection requirements and is therefore much more expensive. However, the use of handheld XRF items requires knowledge on X-rays and specific protection shields in order to avoid human exposure due to back reflection of X-rays.

### XRT technology

193. The X-ray transmission (XRT) has been developed to separate materials with different optical densities. XRT is in contrast to the handheld screening instrument (XRF) normally applied in dismantling plants to sort scrap automatically. Industrial machines sort up to 1 tonne of scrap per hour. The technology is used to separate PBDE/BFR-containing plastics, always dense, from BFR free types, always less dense, worldwide. XRT are also able to detect the density differences induced by chlorine and should be able to separate DP/CFR containing plastics. It may, therefore, play a role in WEEE plastic recycling plants particularly if combined with NIR.

194. One of the companies claims its system is able to clean and separate alumina fractions, CRT glass fractions (Pb vs non-Pb), and RDF fractions from metals, glass and PVC, and to remove halogen-containing materials (Schlummer 2011). Limited information, however, exists on the separation success with mixed WEEE plastic scrap, the waste fraction containing the majority of WEEE plastics.

195. XRT is not a stand-alone technique as the produced bromine-reduced fractions require further treatment with respect to producing marketable recycled polymer. Sorting machines based on X-ray

<sup>15</sup> <https://www.eera-recyclers.com>

transmission are available at an industrial scale (for example one of the existing systems costs around € 200,000 to 400,000).

### Sink and float technologies

196. Polymer types exhibit different specific weights, and therefore liquid media with appropriate densities allow for separation of different thermoplastics into density groups. The salinity, and hence the density, of the liquid media can be changed by adding different salts. If water is being used, for example, the density can be raised 15% by the addition of magnesium sulphate. BFR and CFR additives increase the density of the ABS and HIPS materials significantly, when added at typical concentrations (> 3%). If treated in an appropriate liquid medium, bromine/chlorine-free polystyrene will float while bromine/chlorine-containing polystyrene will sink, thus separating the polymers containing bromine/chlorine from other polymers (Schlummer and Mäurer 2006; Schlummer et al. 2006). The technology for plastic sorting has been developed since the '80s (<https://www.galoo.com/en/materials/plastics>).

197. A simple two-stage separation has been described in a German collaborative project (SpectroDense; InnoNet 2009). At first the mixture is treated in a liquid with a density of around 1,100 kg/m<sup>3</sup>. The float fraction will mainly consist of PP, PE and BFR free PS, and ABS; whereas BFR-containing styrenics, but also PPO/PS and PC/ABS (both flame-retarded with phosphate-based FR) and highly filled PP items will sink. The float fraction is further treated with water (density 1,000 kg/m<sup>3</sup>) to separate HIPS and ABS from PP and PE.<sup>16</sup> Valuable polymers as PC/ABS and PPO/PS (normally free of PBDEs) could be separated from the heavy fraction by downstream NIR techniques, as these materials are grey in many cases.

198. For selected input fractions, the sink and float technology produces very clean and qualitatively good products in respect to separation of BFR-containing materials. TV housings are mainly HIPS. Since about 30%<sup>17</sup> of the casings in Europe contain BFR, sink and float (S/F) is a good way to separate them, and the high yields of BFR free materials suggest the process is economic (Schlummer 2011). In Africa the share of bromine containing CRTs TVs seems higher (Sindik et al. 2015).

199. With respect to BFRs, and especially PBDEs, S/F has been reported to effectively separate BFR-containing materials from non-BFR types of ABS and/or HIPS (Schlummer and Mäurer 2006). S/F has been reported used in separation of BFR rich fractions of TV/PC from low BFR fraction intended for recycling purposes in Sweden (Retegan et al. 2010). One challenge of the S/F technology is that the fractions of HIPS/PPO (1,150 kg/m<sup>3</sup>) and PC/ABS (1,180 kg/m<sup>3</sup>) are present containing phosphorus flame retardants and must be considered in the overall separation strategy (see below). With respect to plastics from small domestic appliances and mixed WEEE, S/F can produce almost bromine-free plastic fractions, consisting largely of ABS, PS (incl. HIPS) and polyolefins. In a European study on plastics from small domestic appliances, DP was only above the detection limit in the rejected plastic fraction after separation, while the DP in ABS, PS and PP/PE was below detection limit of 1 mg/kg (Norwegian Environment Agency 2021). Therefore, the S/F technology seems to also separate DP containing plastics. Hence, while for the high-volume FR decaBDE the separated low bromine fraction still normally contains more than 50 mg/kg PBDEs (Swerea 2018), the levels of DP after separation seems well below 50 mg/kg and may even be below 10 mg/kg.

---

<sup>16</sup> These two binary mixtures could further be separated by NIR or electrostatic separation.

<sup>17</sup>The content of BFR will depend on the region and the legislation for flammability standards - in the United States/Canada most of the casings contain flame retardants.

200. Despite a large share of black plastics in the low-bromine and chlorine fractions, which inhibit a downstream NIR separation, it is possible to produce polymers with reasonable qualities for good market price as useful output. Therefore, ABS and PS with densities between 1 and 1.1 are separated by electrostatic, polyolefines are recovered in a density fraction below 1.0 kg/L. The yield of these techniques only allows economic recovery of polymers, if the yield of ABS, PS and PP is higher than 60-65%, depending on variability of market prices. This is especially true for waste plastic from small domestic appliances (SDA) and information and communication technologies (ICT). Thus, S/F has become a well-accepted treatment approach in North, Mid and South Europe (e.g. Stena (Sweden), Coolrec (The Netherlands), Galloo (Belgium and France), Bage plastics (Germany) and Galea (Spain) (Table 22). For the EU it has to be taken in mind, that the recycling targets for WEEE set in the WEEE Directive (Directive 2012/19/EU), require recycling of plastic fractions, otherwise the targets cannot be achieved. Thus, due to obligatory EPR for WEEE in the EU, the costs for end-of-life management have to be borne by the producers and are not a justification for not recycling plastics from small WEEE.

### *Combinations of technologies for producing marketable products*

201. None of the individual techniques described above has the ability to separate mixed plastic from WEEE: to ensure that the plastic is separated into marketable polymer fractions and that, at the same time, PBDE/BFR- and DP/CFR-containing plastics are separated. Therefore, combinations of the techniques need to be used in practice.

202. In addition, no technique achieves a 100% separation, leading to residual PBDE levels in the intended “bromine-free” fraction after separation of more than 50 mg PBDE/kg (Swerea 2018). For DP this is similar but due to the considerably lower concentration of DP in waste plastic compared to PBDEs, DP levels after separation can reach levels below 1 mg/kg (Norwegian Environment Agency 2021). In the case of handheld sorting this is due to errors by the operatives. For automated systems, the sorting efficiency with blowing bars has its limits and the purity of sorted fractions is normally below 95%.

203. This section describes process chains, which include steps suitable (in principle) for the separation of PBDEs/BFRs followed by technologies focusing on polymer separation and upgrade of fractions. The process combinations are based only on technical considerations and do not take into account the economic feasibility, which may vary significantly in different countries. Local costs and revenues therefore need to be calculated for the different combinations of technologies.

### **Dismantling, NIR, and sink and float (followed by electrostatic separation for dark density fraction separation)**

204. In the dismantling process of various appliances, large plastic fragments such as housings, which are in most cases built by PS, ABS or blends of these polymers with polycarbonate (PC/ABS) or polyphenylene oxide (PPO/PS) are generated.

205. After a coarse crushing process, the material waste plastics can be separated into the following polymer fractions by online NIR: light PS, light ABS, light PC/ABS, light PP, light PPO/PS and dark materials that cannot be identified with NIR.

206. The light PS and light ABS, as well as the dark fraction, are most likely containing higher amounts of BFR, which can be separated by the sink and float technology when performing two separation runs in density media of 1,000 and around 1,100 kg/m<sup>3</sup>. The sink and float technology is based on the fact that BFR/CFR rich ABS and PS exhibit significantly higher densities compared to non-BFR ABS and PS.

207. As the dark density fraction 1,000-1,100 kg/m<sup>3</sup> is intended to contain both ABS and PS, a subsequent separation of both materials is preferred and can be performed by electrostatic separation. The latter technique is available on an industrial scale and works best for binary and well dried plastic



mixtures. In this process, the plastic mixture is fed via a vibrating conveyor into a so-called tribo-electric charging unit. The different plastics are charged selectively and specifically, taking on a positive or negative charge. After charging has taken place, the plastic mixture reaches a high-tension field where the components are separated electrostatically into pure sorted fractions according to their charges: positive particles are attracted by a negative electrode, while negative particles are rejected and vice versa.

### **Dismantling and sink and float (followed by electrostatic separation for dark density fraction separation)**

208. Dismantling sites usually recover CRT glass from TV sets. As TVs typically include large plastic housings predominately composed of PS and only rarely by ABS or PP, dismantling personnel can easily produce a polymer fraction from these items. Research has shown that it is possible to reduce the amount of non-BFR-ABS in this fraction to a minimum by appropriate training. This is important, since TVs contain dark plastics unsuitable for NIR sorting. After a grinding process, the PS rich fraction is separated in a BFR rich and almost BFR free fraction by S/F. As the dark density fraction 1,000-1,100 kg/m<sup>3</sup> contains both ABS and PS, a subsequent separation of both materials is preferred and can be performed by electrostatic separation. The latter technique is available on an industrial scale and works best for binary and well dried plastic mixtures (Andersson et al. 2019; Bage Plastics, Stena, Galea, Galloo, Coolrec see Table 21 and Table 22). Care should be taken with respect of the accuracy of the marking/labelling of BFR/CFR-ABS and non BFR ABS.

### **Dismantling and manual sorting**

209. The most elaborative approach is manual sorting, preferably assisted by handheld NIR and a handheld bromine and chlorine identification tool (such as XRF). In addition to these tools, sorting personnel should check casing for materials stamps indicating the type of material. By using these techniques, trained personnel may be able to collect a high share of (almost) BFR/CFR free materials from plastic streams. Subsequently NIR technologies will enable production of fractions of defined polymer types for further processing. A disadvantage of this approach may be that large items like housing of printers, monitors and TVs with high levels of BFRs/CFRs are side products requiring a sound waste treatment. In contrast, plastics parts from non-BFR/CFR or low BFR/CFR equipment are normally smaller and not often dismantled and treated by shredder techniques.

### **Shredder, sink and electrostatic separation**

210. Shredded plastics from mixed WEEE (especially small WEEE appliances) have to pass removal steps for ferrous and non-ferrous metals and dust before they may be treated by a two-step sink and float process in density media of around 1,100 kg/m<sup>3</sup> and 1,000 kg/m<sup>3</sup>. The fraction lighter than 1,000 kg/m<sup>3</sup> is intended to be rich in PP and minor amounts of PE. The intermediate density fraction is considered to contain BFR free ABS and PS as well filled PP types. These three fractions may be subsequently separated by electrostatic separation (Hamos 2012; Bage Plastic GmbH (2021); see Table 20 and Table 21).

### **Shredder, XRT and spectroscopy**

211. From mixed WEEE fraction, a plastic fraction is recovered in state-of-the-art WEEE treatment plants by a set of smashing, grinding and mechanical separation processes. Since this fraction has a typical particle size below 20 mm, automated online rather than manual separation processes are required for further upgrading this fraction for polymer recovery.

212. Bromine and chlorine may be removed by online XRT technology producing a low-bromine fraction of mixed plastics composed of up to 16 polymer types. The main polymer types (PS, ABS, and PP) may be recovered subsequently by online NIR; however, this technique is limited to the fraction of light materials, which is unfortunately not the major fraction of WEEE plastics.

213. Fraunhofer IVV (Freising, Germany) and Unisensor (Karlsruhe, Germany) tested and optimized a new automated sorting technique based on laser spectroscopy. Results indicate that this technique is able to separate several polymer types out of a mixed input stream of shredded plastics automatically with high throughput rates (~1 tonne per hour). Laser spectroscopy (in contrast to NIR) can identify black and dark plastics and might therefore become a key technology to transform BFR free plastic shred from WEEE into marketable sorted polymer type fractions (Arends 2014).

*Comparison of technologies to separate polymer streams*

214. Some practical combinations of technologies used for separation of polymers for different input materials are listed in Table 21. Also the possible product output, the status of development and the economy or available commercial systems are mentioned.

Table 21: Combinations of separation techniques, input materials, products, status of development and remarks on related economy.

Combination	Suitable input	BFRfree products	Status of development	Remarks	Reference
<b>Dismantling, NIR, sink and float (Electrostatic separation)</b>	Plastics from dismantled WEEE items	ABS, PS	Approved for use in commercial setting	Economy depends on the yield of BFR free products	Schlummer (2011)
<b>Dismantling, Sink and float (Electrostatic separation)</b>	TV casings	HIPS	Approved for use in commercial setting	Approved	Schlummer (2011)
<b>Dismantling, manual sorting</b>	Plastics from dismantled WEEE items	ABS, PS, PC-ABS	Approved for use in commercial setting	Not approved in industrial countries	
<b>Shredder, Sink and float (Electrostatic separation)</b>	Mixed WEEE (small appliances)	ABS, PS, PP	Approved for use in commercial setting	System run successfully at e.g. Bage plastics, Stena, Galea, Galloo and Coolrec	NONTOX 2020; Bage Plastic GmbH (2021); CloseWEEE (2017) Coolrec
<b>Shredder, XRT and spectroscopy</b>	Mixed WEEE	BFR and PVC "free" plastic mix	Approved for use in commercial setting	No information	Schlummer (2011) Unisensor <sup>18</sup>

*Full-scale plants to separate WEEE and PBDE- and DP-containing plastics*

215. Table 22 lists some of the WEEE treatment plants in operation and their potential to separate PBDE/DP-containing plastics. These plants separate brominated flame retarded or chlorinated flame retarded/PVC plastics either by a S/F step or XRT or other techniques.

<sup>18</sup> <http://www.unisensor.de/produkte/product-details/recyclingindustrie/powersort-200.html>

Table 22: Examples of full-scale WEEE/WEEE-plastic treatment plants and their potential to separate PBDE-/DE containing plastics

WEEE input (country)	Separation techniques	Polymers Separated	Quality of separated polymers	PBDE/BFR DP/CFR/PVC Elimination*	Development Stage*	Reference
Mixed plastic from WEEE (Austria, China)	Not disclosed	Low-BFR types of ABS, HIPS and PP	Good (Customer specified)	Yes BFR rich fraction incinerated	Industrial scale	MBA Polymers (2012) and MGG Polymers (2018)
Small EEE, White goods (Switzerland)	Includes XRT	BFR and PVC free polymers	Good	Yes	Industrial scale	RUAG Technology (2012)
WEEE plastics (UK)	Undisclosed	Low-BFR types of ABS and HIPS	Good	Yes	Industrial scale	Morton (2007)
WEEE plastics (Austria, Germany)	Undisclosed (incl. S/F and Electrostatic)	Low-BFR types of PP, ABS, HIPS	Good	Yes	Industrial scale	Bage Plastics GmbH (2012, 2020)
WEEE plastics (The Netherlands)	Undisclosed (incl. S/F and Electrostatic)	Low-BFR types of PP, ABS, HIPS	Good	Yes	Industrial scale	CloseWEEE (2017) Coolrec
WEEE plastics (Sweden)	Undisclosed (incl. S/F and Electrostatic)	Low-BFR types of PP, ABS, HIPS	Good	Yes	Industrial scale	NONTOX (2020)
WEEE plastics (Galea)	Undisclosed (incl. S/F and Electrostatic)	Low-BFR types of PP, ABS, HIPS	Good	Yes	Industrial scale	NONTOX (2020)
Mixed plastic from WEEE (Germany)	Successive Grinding and XRT	BFR and PVC free polymers	Not yet approved	Yes	Industrial scale	ReToVal GmbH <sup>19</sup>

\*BFRs and CFRs additive and PVC is separated by density S/F or XRT (RoHS compliant)

#### 5.1.4. Processing technologies using/producing PBDE/DP-containing plastic

216. The exemptions listed in Part IV and V of Annex A to the Stockholm Convention allow the recycling of PBDE-containing materials if a country has registered for such exemption. Furthermore, the production of certain plastic uses for decaBDE and DP has been exempted (Chapter 2.1 and 4). The following BAT/BEP should be further considered for processing technologies of PBDE/DP-containing plastic:

##### *Minimization of exposure / releases in the processing stage*

217. A range of processing technologies are used to convert plastic from recycling (and virgin polymers) into the required shape of the final product. The processing step itself is mainly a physical transformation step using different technologies (European Commission 2007) such as:

- Extrusion (for pipes, profiles, sheets and cable insulation and granules);
- Injection moulding (for products of different, often very complex shapes like machine parts, electrical plugs and medical equipment such as syringes; thermoplastics and thermosets);

<sup>19</sup> <https://www.retoval.de>

- Pultrusion for rods, tubes, etc.;
- Blown film for thermoplastics;
- Cast film for thermoplastics;
- Pressing (for resins);
- Spinning (for fibres).

218. Environmental and health concerns of moulding or extruding recycled plastics are emissions of volatile/semi-volatile organic compounds including PBDEs/DP. In some cases wastewaters with the potential for high loads of organic compounds, spent solvents and non-recyclable waste are generated. Wastewater should always be connected to a waste water treatment plant. Contaminated sludge at or above LPC should be destroyed or irreversibly transformed. Also sludge below the LPC should not be reused in agriculture to avoid POP contamination of soils and the food-chain (Weber et al. 2018).

219. During extrusion and moulding fumes are generated which contain volatile organic compounds (VOCs) and semi-volatile organic compounds (SVOCs) possibly including PBDEs and other POP-BFRs/CFRs. The fume production is influenced by (UK Health and Safety Executive 2013):

- The material being processed, including recommended temperature ranges and residence/dwell times;
- Operating procedures, including purging;
- The reliability of temperature control; and
- Machine/screw maintenance.

220. A major task is the reduction of VOC/SVOC (European Commission 2007). Dedicated documents to control the releases have also been developed from governments (e.g. UK Health and Safety Executive 2013) and industry (e.g. Du Pont 2013).

#### **Techniques to reduce VOC/SVOC emission in process design**

221. Techniques to reduce emissions can be considered during the process design and the plant design. Process design conditions (e.g. temperature, pressure, vapour pressure of materials/chemicals) can influence the levels of VOC and SVOC emissions.

222. Techniques to reduce VOC and SVOC emissions resulting from process design include (European Commission 2007):

- To optimise the reactor design and physical parameters to minimize (VOC) releases (homogeneous recycled plastic mixtures, optimum temperature, appropriate suction systems);
- Minimize the use of volatile compounds and use of materials with low vapour pressure;
- To treat wastewater streams which contains VOCs by stripping, rectification or extraction in order to remove solvents which could contribute to VOC emissions in further treatment operations;
- To carry out solid-liquid separation in a way to minimize VOC emission (e.g. using centrifuges, keeping the system closed).

#### **Techniques to reduce VOC/SVOC emission in plant design**

223. The selection of plant components and the way they are configured can greatly influence the extent of fugitive emissions. These should consider:

- Limiting the number of potential emission points

Design piping layout appropriately by minimizing pipe length and reducing the number of connectors and valves. Also welded fittings and pipe can help to reduce emissions.

- Maximize inherent process containment features

To enclose effluent drainage systems and tanks used for effluent storage/treatment

- Collecting and treating emissions/fumes
- Selecting appropriate material for equipment, selecting equipment that is appropriate for the process, and to select appropriate material to avoid corrosion by lining or coating equipment
- Facilitating monitoring and maintenance activities by good access to critical components
- Select high quality equipment (e.g. appropriate valves; fitting high-integrity gaskets for critical applications; pumps, compressors and agitators fitted with mechanical seals)

224. The treatment of emissions/fumes is described in dedicated documents available in internet (e.g. UK Health and Safety Executive 2013; Du Pont 2013). An effective way to control these emissions is to “capture” them at the point of release and remove them by exhaust ventilation before they are dispersed into the air of the workplace atmosphere. This “capture” technique is called local exhaust ventilation (LEV) (Du Pont 2013). The LEV system is made up of an exhaust fan, which pulls air and contaminants into the exhaust hood and through the ducting and an air cleaner to remove PBDEs and other contaminants, before exhausting air outdoors. The hood should be shaped to enclose the source as far as is practical yet still allow access to the equipment for normal operation (Du Pont 2013). The air velocity (speed) at the point where contaminants are released and captured “capture velocity” should usually be at least 0.5 meters per second (Du Pont 2013). A simple check of its effectiveness can be made by using a ventilation “smoke tube” to produce a stream of dense white chemical “smoke” at the location where contaminants are released. The smoke will follow the air flow and should be rapidly captured (within 1-2 seconds) by the exhaust air and swept into the hood (see illustration: Ventilation “Smoke Tube”) (Du Pont 2013). If smoke escapes the hood and moves into the surrounding air, then some adjustment of hood location and/or air velocity will be needed.

225. Activities where a LEV system is likely to be required are:

- Recycling mixed grades of polymer at pelletiser units;
- Bag making at sealing heads where film regularly sticks and overheats;
- Blown film lines with internal bubble cooling where the fume-laden air needs to be ducted outside;
- Burning out blocked dies and nozzles;
- Older machines where process controls are less reliable.

226. It is important to obtain professional assistance in designing a LEV system to ensure that it will meet the expectations for performance, maintenance, noise level and compliance with local workplace and environmental regulations or permits (Du Pont 2013).

227. Economic considerations: While the reduction of emissions might need some monetary investment they also provide opportunities for saving raw materials. In countries with economic incentives for low emissions, the releases also have economic implications.

### **Controls checklist**

228. The UK Health and Safety Executive has developed a factsheet which includes a control checklist to minimise the risk of fume being produced in plastics processing and related exposure.

229. Main points for the control checklist are (UK Health and Safety Executive 2013):

- Information on the material including safety data sheet (SDS) from the supplier/distributor for the particular formulation to select the correct processing temperature, information on degradation products and additives and their possible effects on fume production;
- Information on operation: That all virgin and regrind materials are clearly marked so that the wrong material/grade can't be used. That the machine operators are trained and have

all the relevant processing data (temperature, residence time, changes from previous formulation);

- Cleaning: That machines and barrels are kept clean;
- Ventilation: Ensure processes are well ventilated in all cases. Provide local exhaust ventilation (LEV) wherever material manufacturers recommend it and your own assessment confirms it is required;
- Maintaining control measures: Once control measures are in place they need to maintain using daily and monthly checks, so they continue to provide good control all the time. Regular inspection procedures should be taking place.;
- Procedures: Set out clearly in writing the procedures to be adopted. This will help to ensure the actions are understood correctly and carried out exactly as intended:
  - Train operators to work according to the procedures, and make sure supervisors regularly check for compliance;
  - Provide emergency procedures when processing heat-sensitive materials (e.g. acetals and PVC);
  - Make sure any emergency procedures are clearly explained and practised by all who may need to use them. Emergency procedures and rehearsals should include evacuation of the area(s) likely to be affected.

#### *Type of articles produced from such WEEE plastic fractions.*

230. In the past, PBDE-containing materials have been recycled into sensitive uses such as children's toys and food contact materials (Chen et al. 2009, Ionas et al. 2014; Puype et al. 2015; Samsonek and Puype 2013; UNEP 2023f) which has not yet been assessed/reported for DP.

231. Due to exposure risk to PBDE (and other chemicals of concern - CoC (UNEP 2023f), PBDEs/CoC-containing plastics (Chen et al. 2009; Ionas et al. 2016; Liu et al. 2016, 2017; UNEP 2023f) should not be recycled into sensitive plastic uses such as:

- Toys and other plastic goods with exposure risk to babies and children;
- Food packaging; food containers and other food contact materials;
- Silos, storage and piping for food and animal feed;
- Kitchen equipment;
- refrigerator interior; freezer interior;20
- Water tanks and water pipes, in particular tanks/pipes used for drinking water;
- Plastic parts with direct contact such as furniture, handles of tools and doors;
- Medical devices.

## 5.2. Vehicles in the transport sector

232. The transport sector can be considered as a large stock and reuse/recycling flow for PBDEs/DP because of the relatively long lifetime of vehicles (in particular in developing countries) and high reuse and export rate. POP contaminants in end-of-life vehicles (ELVs) or their treatment fractions could also include polychlorinated biphenyls (PCBs)<sup>21</sup> and PCDD/PCDF (*Stockholm Convention BAT/BEP Guidelines* (UNEP 2007/2019/2023); Vermeulen et al. 2011). Other hazardous substances found in ELVs are heavy metals, such as mercury (in switches) and lead (in lead acid batteries), which need to be separated before shredding, and as copper, cadmium, chromium VI, lead, nickel and zinc, which also need to be considered for proper separation/assessment of final waste management of automotive shredder

---

<sup>20</sup>The recycling of polymers from WEEE polymers containing no critical chemicals is encouraged following cradle-to-cradle principle e.g. polymers from refrigerators/fridges to refrigerators/fridges.

<sup>21</sup>The data available indicate that PCBs released from shredder plants are commercial PCBs and are introduced with the oils and dielectric fluids, etc., contained in the vehicles and consumer WEEE (UNEP 2007/2019/2023).

residue (ASR) (Figure 7 and Figure 8). Due to these contaminants, some countries have classified ASR as hazardous waste and have established legislative controls.

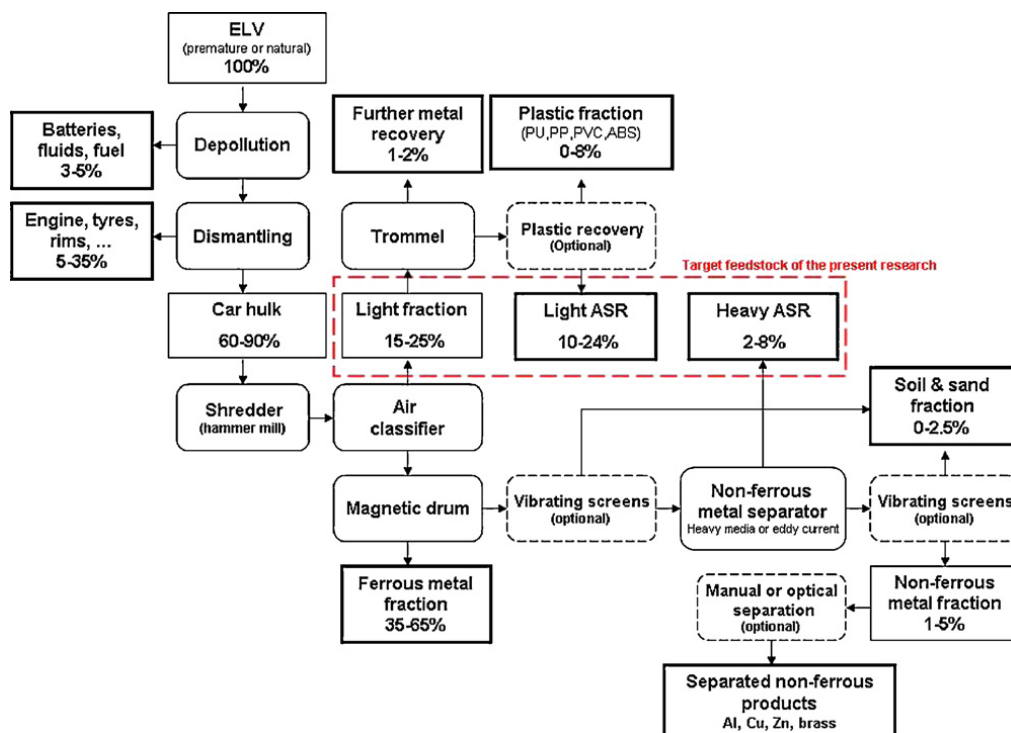


Figure 7: Schematic of the processing of an end-of-life vehicle

(Vermeulen et al. 2011)

### 5.2.1. Reuse of vehicles

233. Repair and reuse of vehicles are the preferred options for vehicles prior to end-of-life management when considering the waste management hierarchy. The same is true for the preparation for reuse of used spare parts from end-of-life vehicles. Reuse saves energy from new manufacturing and avoids the environmental impact of the production of new raw materials, which is particularly important for such resource intensive material flows. It should be noted that while the use of *c*-pentaBDE and *c*-octaBDE in vehicles has ceased long time ago, there is a high relevance of decaBDE use (and subsequently in waste and recycle) due to long lifetimes. DP was also used in vehicles until recently but at lower levels compared to PBDE (Norwegian EPA 2021).

### 5.2.2. Recycling of end-of-life vehicles

234. ELVs contain valuable materials (in particular metals) and therefore the recycling rate of ELVs has always been about 80-85% in industrial countries (Cossu and Lai 2015). The environmental impact of the non-recycled fraction of an ELV should nevertheless not be overlooked, as it often exhibits hazardous characteristics due to the presence of spent oils and lubricants, heavy metals, fluorinated ozone-depleting substances (ODS) and fluorinated greenhouse gases GHGs and POPs (Vermeulen et al. 2011; Babayemi et al. 2016). Many ELVs today also have air conditioners containing ODS and/or GHG. Thus the dismantling and depollution step is of crucial importance for environmentally sound management of ELVs (see below). In parallel to the depollution of fluids and hazardous substances, the dismantling of used spare parts (for reuse) and recyclable materials takes place (e.g. catalytic converters, steel and aluminium parts, partially also vehicle glass, vehicle electronics and large plastic parts).

235. Many components of vehicles are made of non-ferrous materials, such as copper, aluminium and zinc. In the shredding process, magnetic separation is used to remove the magnetic ferrous fraction from other materials. The non-ferrous metals, such as copper and aluminium, are normally sorted out at a later stage by separation techniques such as density, induction, colour separation, etc. The remainder is called automotive shredder residue (ASR), which is estimated at between 15% and 30% of the weight of ELVs (UNEP 2007/2019/2023; Vermeulen et al. 2011). ASR consists of glass, fibre, rubber, automobile liquids, plastic, PUR foam and dirt (Figure 9) and is normally further separated into the “light fraction” (containing PUR foam, most of the textile and plastic) and a “heavy fraction” (see Figure 8). Normally the materials containing PBDEs/DP end up in the light ASR fraction when processing ELVs (see Figure 8).

236. The light shredder residues from ELVs are normally not recycled but subject to thermal destruction/energy recovery (see Chapter 6) or disposal in landfills (see UNEP 2022a) unless legal requirements require increased recycling of materials - in addition to the main metals.

237. Some countries have introduced legislation requiring recycling quotas for ELVs (and other materials) (Sakai et al. 2014), e.g. the Japanese Government introduced the Law on Recycling of ELVs (ELV Recycling Law) in 2002, which requires manufacturers to retrieve CFCs, airbags, and ASR from ELVs and to properly recycle the remaining materials. The EU had introduced the ELV Directive 2000/53/EC requiring in its current version reuse and recovery to a minimum of 95% and a reuse and recycling to minimum of 85% from 2015 onwards. More recently, some facilities recycle the polymer fractions as described below. Given these targets and the increasing plastic shares of vehicles increased recycling of contaminant-free plastics derived from ELV is inevitable.

#### *Dismantling and depollution of the vehicle*

238. ELVs must be pre-treated in a way that ensures that any harm or hazard to health or the environment from the operations is prevented. In pre-treatment, the parts suitable for reuse must be removed and stored appropriately. The parts and materials not suitable for reuse must be sent out for recycling or other recovery as far as possible. During pre-treatment, the hazardous parts and materials must be removed and sorted so that they do not contaminate the waste created when the ELVs are shredded.

239. If plastics from ELVs containing BFRs/CFRs are not isolated from the shredded material, all fractions created during shredding that contain plastic must be treated as POP waste in the EU (Finnish Ministry of Environment 2016, Oeko-Institut 2018).

240. Before dismantling, the potentially hazardous and toxic parts need to be removed from the ELV. Fluids, like brake fluid, petrol, steering fluid, motor oil, coolants (ODS and GHG) and transmission fluid, should generally be removed from the ELVs or other devices before shredding. This is especially applicable in the case of PCBs, which should be identified and removed from any device to be shredded. Specific attention should be given to transformers and condensers. More detailed measures are described in the Stockholm Convention’s BAT/BEP guidelines for Annex C chemicals (UNEP 2007/2019/2023).

241. Annex I(3) to the EU ELV Directive gives the following details for treatment operations for depollution of end-of-life vehicles:

- Removal of batteries and liquefied gas tanks;
- Removal or neutralisation of potential explosive components, (e.g. air bags);
- Removal and separate collection and storage of fuel, motor oil, transmission oil, gearbox oil, hydraulic oil, cooling liquids, antifreeze, brake fluids, air-conditioning system fluids and



any other fluid contained in the end-of-life vehicle, unless they are necessary for the re-use of the parts concerned;

- Removal, as far as feasible, of all components identified as containing mercury.

242. This depollution step offers the option to remove PBDE/DP-containing materials for further treatment. These materials could be separated using bromine/chlorine screening technologies (see section 4.1.3), particularly if the non-impacted polymers are further considered for material recycling. It should be noted, however, that if no information for individual vehicles is available and no list of parts suspected to contain PBDEs/DP is in force, the dismantlers have no means to target components for separation (Oeko-Institut 2018). The listed exemptions for decaBDE (Table 3) and DP (Table 4) gives a first list of parts potentially containing PBDEs and DPs but only a share of these parts are treated with these POPs.

243. Exposure to pollutants (including PBDEs/DP) should be minimised by appropriate procedures (e.g. with low dust generation) and the use of appropriate personal protection equipment (see also Chapter 3).

Table 23: Parts that can be recycled from ELVs

Part	Material	Recycled as
Window	Glass	Tiles
Body, trunk, hood and door	Steel	Car parts and general steel products
Wire harness	Cu	Cu and engines products (cast Al reinforcement)
Batteries	Pb, Co, Ni	Pb, Co, Ni batteries
Bumper	Resin	Bumper, interior parts, toolbox, etc.
Radiators	Cu and Al	Gun metal ingots and Al products
Coolant, engine and gear oil	Oil	Alternative fuel for boilers and incinerators
Engine transmission, suspension and wheel	Steel and Al	General steel and Al products
Catalytic converter	Precious metals (Pd, Pt, Rh)	Catalytic converters other uses
Tire	Rubber	Raw material and energy recovery (e.g. cement kilns)

(Zameri and Saman 2006; Vermeulen et al. 2011 with additions)

244. A precondition for the treatment of PBDE/DPs-containing ELVs is the strict enforcement of best management practices for the operation of shredders. This precondition not only applies to address releases of PBDEs/DPs from the treatment of ELVs but also in order to avoid emissions of PCDD/PCDF during deflagration and fire caused by halogenated substances, e.g. from WEEE in input materials.

### *Shredder plants*

245. Shredder plants for the treatment of ELVs are listed in Annex C of the Stockholm Convention as a source that has the potential to form and release unintentionally produced POPs; they are therefore described in the Stockholm Convention BAT/BEP guidelines (UNEP 2007/2019/2023), Part III Source category (k) Shredder plants). An overview of the process is shown in Figure 8 Figure 8.

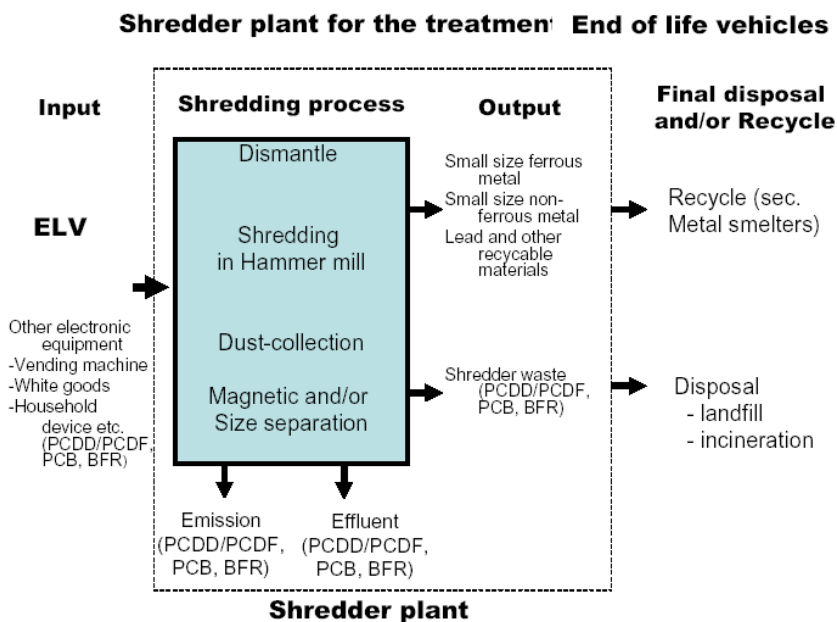


Figure 8: Overview of the shredder process (UNEP2007/2019/2023)

246. Furthermore, shredder plants are also described in the BREF and BAT conclusions for waste treatment (European Commission 2018). The BAT conclusions for the EU for the mechanical treatment in shredders of metal waste are the following:

- According to BAT8 brominated flame retardants, but also PCDD/F – when identified as relevant in the waste gas stream – have to be monitored at least once every year;
- The following reduction techniques for dust and particulate-bound metals, PCDD/F and dioxin-like PCBs are given (BAT25):
  - Cyclone;
  - Fabric filter (may not be applicable to exhaust air ducts directly connected to the shredder when the effects of deflagration on the fabric filter cannot be mitigated);
  - Wet scrubbing;
  - Water injection into the shredder (only applicable within the constraints associated with local conditions (e.g. low temperatures, draught)).
- The BAT associated emission value for PCDD/PCDF for dust is 2 – 5 mg/Nm<sup>3</sup> as average over the sampling period. If fabric filters are not applicable, the upper end of the range is 10 mg/Nm<sup>3</sup>.

247. According to the BAT 26 (European Commission 2018) the following further measures apply to mechanical treatment in shredders of metal waste:

- Implementation of a detailed inspection procedure for baled waste before shredding;
- Removal of dangerous items from the input stream and their safe disposal (e.g. gas cylinders, non-depolluted ELVs, non-depolluted WEEE, items contaminated with PCBs or mercury, radioactive items);
- Treatment of containers only when accompanied by declaration of cleanliness.

248. Since shredder plants can generate dust and other releases (including the above-mentioned pollutants) collective and technical measures such as suction and ventilation systems should be implemented to control the safety and health hazards. Also, appropriate personal protective equipment should be used.

249. In organising the operation of shredding and cutting up facilities, special attention must be paid to managing POP emissions, especially emissions into the air and dust control. Dust control should be taken into account for both the shredding process itself as well as in the transport and storage of shredder residue. The shredding process and the shredder residue conveyor belts should be equipped with sufficient protective covers and dust collectors to prevent the dust from spreading (Finnish Ministry of Environment 2016). Oeko-Institut (2018) concluded that in the context of treatment of ELVs and WEEE in shredders and considering the PBDE content in such materials, it is crucial to be in line with most recent BAT. However, during other than normal operating conditions (e.g. deflagration), a very relevant amount of dust containing PBDE might be released. Therefore, it might be relevant to establish a minimum number of deflagrations in a given time.

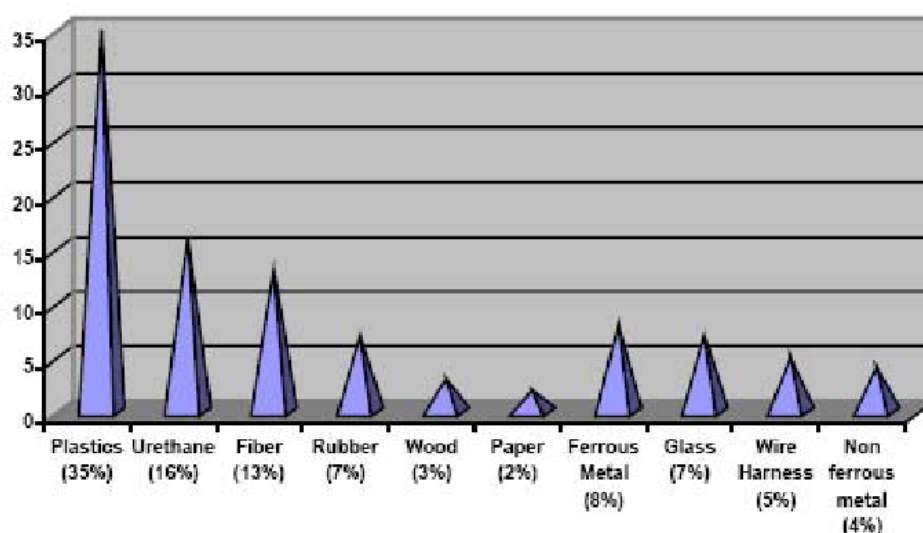


Figure 9: Composition of shredder waste

(UNEP 2007/2019/2023)

### *Post-shredding technologies (PST)*

250. A significant share of materials from ELVs can be recycled. The possible PBDE/DP-containing materials (PUR foam and plastic/textiles from the interior) are normally not recycled (Miller et al. 2014; Sakai et al. 2014). Due to the increased pressure on material recycling, however a share of the polymer fraction will likely need to be recycled in future depending on regulations and the implementation of a more circular economy (Buekens et al. 2014; UNEP 2023g).

251. The PUR foam and textile/fibre (considered to contain the main PBDE fraction)<sup>22</sup> is approximately 15%, and up to 30%, of the ASR fraction (in average approximately 16 kg PUR foam/car); however, it makes up over 30% of its volume (Figure 9; Hoffman 2008).

252. Three options for separating and treating fractions that contain POPs on an industrial scale can be specified:

- Manually disassembling and removing plastics that contain BFRs/CFRs from vehicles, and treating the separate fraction as POP waste;

<sup>22</sup> In the United States, the main PUR-foam applications in transport (seat, arm/head rest) were treated with approximately 1% c-pentaBDE to meet MVSS 302 (Luedeka 2011) but also higher levels are found (Liu et al. 2019). High decaBDE amount have been found in car textiles (Kajiwara et al. 2014).

- Separating plastics that contain BFRs/CFRs from shredded material and treating the separate fraction as POP waste;
- Further treatment of the whole fraction created during shredding as POP waste without separating the plastic that contains BFRs/CFRs.

253. The most appropriate treatment option should be selected, taking account of the functionality of the whole producer responsibility chain (Finnish Ministry of Environment 2016).

254. Shredding in combination with post-shredder technologies (PST) can produce different fractions of bromine and expected PBDE concentrations in different output fractions (Oeko-Institut 2018). The most common PST are:

- Classification (size separation);
- Metals separation: Magnetic separation of ferrous metals, Eddy current separation of nonferrous metals, All-metal separators (for negative sorting of e.g. plastics);
- Density separation: Air classification, Ballistic separation, Sink-float devices, Air tables; and
- Sensor-based sorting for separation of different metals and alloys.

255. Further technologies might be applied as well:

- Sensor-based sorting: NIR-Spectroscopy

256. NIR- spectroscopy can be used to identify the type of plastic and separate the plastic most likely to contain POPs (PUR, ABS and HIPS plastics) from the plastics that contain bromine; is suitable as a continuously operating measurement method on a separation line; is not yet well suited to identifying black plastic.

257. In the assessment of PBDE content of the different fractions of ELVs in shredders and PST installations in a European study, the following bromine and PBDE contents were detected (Oeko-Institut 2018):

- Shredder sand is apparently well below 1 000 mg/kg bromine with an average of 211 mg/kg;
- Fluff contained on average 729 mg/kg bromine but for a relevant number of samples the bromine content exceeds 1000 mg/kg. This fraction can be used in feedstock recycling processes. If low Br-concentration can be guaranteed (analysed) it also may be subject to material recycling;
- Bromine content of the light granulate fraction < 1.1 g/cm<sup>3</sup> were on average 202 mg/kg bromine; very few samples exceed 1000 mg/kg. Therefore, it may be used in material recycling processes. All analyses indicate concentrations of decaBDE well below 100 mg/kg;
- The granulate fractions with medium density (>1.1 and <1.3 g/cm<sup>3</sup>) and high density (>1.3 g/cm<sup>3</sup>) reveal higher concentrations of bromine (on average 2277 and 2749 mg/kg bromine respectively). A few analyses indicate that these PST outputs might exceed the decaBDE concentrations of 1 000 mg/kg and thus are not applicable in material recycling processes;
- The fraction with medium density (>1.1 and <1.3 g/cm<sup>3</sup>) could be used in blast furnaces for feedstock recycling;
- The granulate fractions revealing a high density (>1.3 g/cm<sup>3</sup>) contain normally high concentrations of PVC and are not accepted by blast furnace for feedstock recycling; they may be processed further on in chemical treatment processes to recover PVC or go to a waste incineration plant;
- The detected differences for the bromine content in different fractions explain some outliers in the literature, since such outliers refer to PST output fractions suspected to contain high concentrations;
- Detection technologies like XRF supporting sorting or hyperspectral imaging (HSI) are considered emerging techniques and offer promising opportunities to achieve high quality sorting results. Since the techniques are used for other purposes in the sector as well, R&D

will continue and possibly generate windfall benefits for sorting hard plastic fractions from PST.

258. **Regarding DP content**, an initial monitoring in European automotive shredder (n = 6), DP maximum levels were 13 mg/kg while most samples were below 1 mg/kg (Norwegian Environment Agency 2021) and therefore orders of magnitude lower compared to PBDEs indicating the much lower relevance of DP in vehicles.

### 5.3. Polyurethane foam

259. Flexible polyurethane foam (FPF) is a manufactured article with a multitude of end uses (Luedeka 2011; UNEP 2010b). The main uses of FPF products are in:

- Residential and commercial upholstered furniture (coach, chairs);
- Residential and institutional mattresses and top-of-bed products including pillows and mattress pads;
- Vehicles (cars, trucks, trains, ships, planes) as interiors for seating, upholstered trim and acoustic panels;
- Military and defence applications to help prevent fuel-related flash fires in vehicles, vessels and aircraft.

260. Minor use volumes are in:

- Protective packaging applications;
- Healthcare for restraining, support, pressure-relief, fluid absorption and wound care applications;
- Air and fluid filtration;
- Laboratories and testing instruments as absorption medium;
- Apparel padding and insulation;
- Cushion underlayment for residential carpet installation, particularly in the United States.

261. While FPF may appear to be a generic commodity product, it is, in fact, often a technical article with specific performance attributes created through proprietary formulations and fabrication processes. Many FPF manufacturers produce more than 150 different FPF products, each having unique characteristics appropriate for specific end uses (Luedeka 2011).

262. The FPF industry uses two basic production methods: slabstock (outside the United States, referred to as “block foam”) and moulding. Each method requires unique product formulations using a number of raw materials including, but not limited to, a polyol, diisocyanate, surfactant, catalyst, auxiliary blowing agent and numerous optional specialty additives including, in some instances, fire retardant products (Luedeka 2011). Formulations for slabstock and moulded products may require adjustment prior to or during production to respond to ambient production conditions including humidity, temperature and barometric pressure. Such formulation adjustments may include variations in concentration and/or changes in the selection of various raw materials including additives such as optional fire retardants (Luedeka 2011).

263. The use of PBDEs is particularly relevant for recycling considerations of PUR foam for regions possibly impacted by those markets because of vehicle or furniture export/imports. Due to the overall lower use of DP its relevance is lower.

#### 5.3.1. Reuse of furniture and mattresses

264. The reuse of FPF-containing furniture (e.g. couch, (arm)chair), mattresses or textiles is the preferred end-of-life management when considering the waste management hierarchy, if they do not contain POPs. Reuse saves energy of new manufacturing and avoids the environmental impacts of production of new raw materials.

265. Markets with flammability standards for furniture at the time of production of c-pentaBDE (before 2005) are the United States and the United Kingdom. Mattresses for private consumers were not significantly treated with c-pentaBDE, which was mainly used for those from public/governmental institutions like prisons, military facilities or hospitals (Luedeka 2011). Also, DP has been used in PUR (Table 17) and might be present to some but lower extent.

266. For most other countries, no specific flammability standards have been established in the past for furniture. These countries/regions, therefore, are not, or only to a minor extent, impacted by c-pentaBDE in PUR foam applications depending on the import of such articles from countries with specific flammability standards (United States and United Kingdom). Thus the reuse sector for furniture and mattresses is likely not (significantly) impacted by PBDEs/DP in most countries/regions. In the EU, according to the amended POP Regulation No.2019/2021, the destruction of PBDEs in wastes with higher contents than 0.1% PBDEs is required, and therefore not allowing placing on the market of these items for re-use.

267. If an aged couch, pillow or vehicle, however, contains c-pentaBDE, human exposure to PBDEs could be relevant (Betts 2003; Imm et al. 2009; Stapleton et al. 2008; UNEP 2010b) and the reuse would not be recommended. For decaBDE and DP with lower toxicity and mobility, the exposure risk is lower (Rauert & Harrad 2015).

268. The assumption that most regions with less flammability standards (Charbonnet et al. 2020) are not impacted by PBDEs/DP in these use areas requires some confirmation before the unrestricted reuse of these articles can be considered as BEP. Parties discovering relevant c-pentaBDE/DP in such articles in use or reuse might need to assess if further steps for the protection of human health are necessary.

### 5.3.2. Recycling/recovery of PUR foam

269. Recycling of articles containing PUR foam such as furniture, vehicles, mattresses, scrapped refrigerators and construction needs management considerations such as the geographic origin and the production years of the articles. The use of flame retardants and the type of flame retardants used highly depend on the region and country. It is assumed that more than 90% of c-pentaBDE in PUR foam, and also most hexabromobiphenyl (HBB), has been produced/used in the United States and is largely either already deposited in landfills, in use or recycled in carpet rebond (UNEP 2010a,b). Therefore, it can also be assumed that most other regions and countries (excluding United States/North America) have a low content of c-pentaBDE and HBB in their current PUR foam.

270. In all facilities dealing with recycling or end-of-life of PUR foam, the general BAT/BEP considerations (Chapter 3; Annex 1) should be taken into account. Considering the finding of high c-pentaBDE blood levels in workers at a US PUR foam recycling facility (Stapleton et al. 2008), occupational safety measures, such as elimination of contaminated PUR foam before processing foams should be considered in facilities known to process c-pentaBDE-containing PUR foam. Furthermore, collective protection measures (ventilation; closed shredding system possibly with explosion protection) and the use of appropriate personal protective equipment should be considered.

271. For flexible PUR foam categories known to partly contain PBDE impacted material, such material could be screened for bromine (see Chapter 5.1) to separate the PBDE-containing materials. Such separation can either be at the state of collection or in the facility recycling PUR foam.

272. While the separation of PBDE/BFR and DP/CFR-containing polymers by separation of BFR/CFR-containing fractions has been developed to full scale for WEEE plastics (see Chapter 5.1), there is no information on such separation for other PBDE/BFR- DP/CFR-containing materials including PUR foam. For larger polyurethane foam items like mattresses or furniture, the same screening methods used for

WEEE plastics items could be applied with handheld XRF or sliding spark spectroscopy. A screening study, possibly supported by government, could reveal if such an approach is needed in a country.

273. In the EU, according to the amended POP Regulation No.2019/2021, landfilling of these PUR-wastes will not be allowed any more if the wastes show higher contents than 0.1% PBDEs.

#### *Rebond: Recycling PUR foam with phase-out of c-pentaBDE*

274. Rebonding is the process whereby scrap PUR foam is shredded into small pieces and then reconstituted with a polyurethane prepolyol binder to produce an aggregated polyurethane foam product (USEPA 1996). The main use is in the production of carpet cushions (Eaves 2004). The vast majority of carpet cushion is used in English-speaking countries, specifically the United States, United Kingdom and Australia. Little carpet cushion is yet used in the rest of the world (Luedeka 2011). Other uses of rebond include school bus seats (USEPA 1996) and floor mats for gymnasias (Zia et al. 2007). Other recycling uses for foams that are not reused in the refurbishment of mattresses or for rebond include pet bedding, stuffed animals and insulation (UNEP 2010b).

275. Relevant exposure of PUR recycling and carpet installers to PBDEs has been demonstrated in a first study from the United States (Stapleton et al. 2008) and there are obvious risks of further exposure of consumers. Data on the presence of DP in this process are lacking.

#### *Material recovery from mattresses*

276. Mainly mattresses in specific institutions (e.g. prison, hospital, military) are flame retarded, even in countries with specific flammability standards. Such specific sources could be monitored for bromine/PBDE chlorine/CFRs for an overview of the presence of PBDEs/BFRs DP/CFRs. If PBDEs/DP are detected in these uses, they could be excluded from recycling or be screened (e.g. XRF) and separated.

## **5.4. Other materials possibly impacted by PBDEs/DP**

277. Some other uses of PBDEs/DP applied in the past:

- Textiles (e.g. back-coated textiles);
- Rubber (e.g. for conveyer belts);
- Coatings/lacquers.

278. Although no specific BAT/BEP has been developed for these minor uses: the same basic approach as described for PUR foam could be considered:

- Country/region survey of the presence of PBDEs/DP in these sectors;
- Assessment of recycling activities of these materials;
- Exclusion of specific impacted streams from recycling;
- Screening and separation by bromine screening approaches in the recycling;
- Recycling of PBDE/DP free material flows;
- Destruction and energy recovery of PBDE/DP-containing material streams (see Chapter 6).

279. If the above listed options are not available in a country, the material might be stored (see Chapter 3; Annex 1) until appropriate treatment technologies are available or it is disposed of in specially engineered landfills, which is the least preferred option in the waste hierarchy (UNEP 2022a).

## 6. Energy/material recovery from PBDE/DP-containing material

280. This chapter briefly summarizes BAT/BEP for energy/material recovery processes using PBDE-/DP-containing material.

281. Detailed information are available in the:

- EU Best Available Techniques Reference Documents (BREFs) developed for the respective industrial processes (available at: <https://eippcb.jrc.ec.europa.eu/reference/>);
- Stockholm Convention guidelines on BAT/BEP relevant to Article 5 and Annex C of the Stockholm Convention on reduction of unintentionally produced POPs (UNEP 2007/2019/2023) and
- Specific Basel Convention technical guidelines (UNEP 2011; UNEP 2022a,b,c,d; UNEP 2023b).

282. Regarding energy/material recovery processes see also Annex 1 below.

283. However, PBDE/DP-containing materials are not specifically addressed in these documents with the exception of the Basel Convention guidelines for PBDE (UNEP 2019b) which is currently updated to include also DP. Therefore, if such materials are present in the process, Annex 2 to this document should be consulted which provides relevant information regarding corrosion issues, formation and monitoring of PBDD/Fs and PXDD/Fs etc. as well as information regarding the suitability of industrial installations for treatment of PBDE/DP-containing material.

### 6.1. Incinerators

284. BAT/BEP for waste incineration is specified in Section V.A Waste incinerators of the Stockholm Convention BAT/BEP guidelines (UNEP 2007/2019/2023) and the Basel Convention general technical guidelines on the environmentally sound incineration of hazardous wastes and other wastes as covered by disposal operations D10 and R1<sup>23</sup> (UNEP 2022b). Furthermore, the general technical guidelines on the environmentally sound management of wastes consisting of, containing or contaminated with persistent organic pollutants (UNEP 2023b) provide the overview of technologies for the destruction and irreversible transformation of POPs in wastes.

285. Further details are also described in the EU BREF document on Waste Incineration (European Commission 2019a) and the EU BAT conclusions on Waste Incineration (European Commission 2019b). The BREF and the Commission Implementing Decision of describes the BAT for waste incineration and includes BAT associated emission values (European Commission 2019a, b). Competent authorities shall set emission limit values that ensure, that under normal operating conditions, emissions do not exceed the BAT-AEL in the BAT conclusions (Art 15(3) IED Industrial emission directive (2010/75/EU)).

---

<sup>23</sup> The Basel Convention have disposal-codes (D-codes) and recovery-codes (R-codes) for disposal and recovery operations, D10 and R1 stand for incineration and thermal recovery.



286. Table 25 in Annex 2 in this document summarises the BAT associated emissions levels (BAT-AELs) from the incineration of waste.

## 6.2. Cement kilns

287. Cement kilns are increasingly used in waste management schemes in both industrial and developing countries (GIZ-LafargeHolcim 2020; Reijnders 2007). Major PBDE/DP-containing materials like WEEE plastic, ASR and potentially other PBDE/BFR-containing materials are also partly treated.

288. General BAT BEP guidance relevant to recovery processes in cement kilns is available in:

- Basel Convention technical guidelines on the environmentally sound co-processing of hazardous wastes in cement kilns (UNEP 2011b);
- Stockholm Convention BAT/BEP guidelines: Section V. for Source category 2B Cement kilns firing hazardous waste (UNEP 2007/2019/2023);
- EU BAT Reference document “Production of Cement, Lime and Magnesium Oxide” (European Commission 2013a).

289. Annex 2 to this document provides more specific information on the proper management and monitoring of PBDE/DP containing waste fractions in cement kilns.

## 6.3. Metal industries

### *Copper smelters and integrated smelters-refineries*

290. Category 2D “Thermal processes in the metallurgical industry” in Section V of the Stockholm Convention BAT/BEP Guidelines (UNEP2007/2019/2023) describes some key BAT/BEP issues for secondary copper production. In particular, BAT/BEP of reducing unintentionally produced POPs emissions in that document would be considered. BAT/BEP details on the technologies are described in the EU BREF document on non-ferrous metal industries (European Commission, 2017). BAT conclusion for non-ferrous metals have been published in 2016 in the Journal of the European Union and are the reference for permitting conditions in the EU.

### *Electric arc furnaces*

291. Some key BAT/BEP measures to be considered for reduction of unintentional POP release from electric arc furnaces (EAFs) are described in Section VI Part III Source category (b) “Thermal processes in the metallurgical industry not mentioned in Annex C, Part II” of the Stockholm Convention BAT/BEP guidelines (UNEP 2007/2019/2023). Details on the BAT technologies used are described in the EU BREF for the Iron and Steel Industry (European Commission 2013b).

### *Primary steel industry*

292. The Stockholm Convention BAT/BEP guidelines (UNEP 2007/2019) do not include BAT for blast furnace operations since they are not listed as a relevant source of UPOPs; however, blast furnaces are covered by the EU BREF for the Iron and Steel Industry (European Commission 2013b).

### *Secondary aluminium industries*

293. Some key BAT/BEP recommendations to be considered for secondary aluminium production facilities focusing on UPOPs release reduction are described in Section V for Source category 2D “Thermal processes in the metallurgical industry” of the Stockholm Convention BAT/BEP guidelines (UNEP, 2007/2019/2023). Details on the technologies are described in the EU BREF documents on non-ferrous metal industries (European Commission 2017) and the associated BAT conclusions.



## 7. References

- Abbasi G, Li L, Breivik K. 2019. Global historical stocks and emissions of PBDEs. *Environ Sci Technol* 53, 6330-6340.
- Aldrian A, Ledersteger A, Pomberger R. 2014. Monitoring of WEEE plastics in regards to brominated flame retardants using handheld XRF. *Waste Manag* 36, 297-304. doi: 10.1016/j.wasman.2014.10.025.
- American Chemical Council 2018. Introduction to Polyurethanes: Polyurethane in Building and Construction. <https://polyurethane.americanchemistry.com/polyurethane/Introduction-to-Polyurethanes/Applications/Polyurethane-in-Building-and-Construction/>
- Arends D 2014. Laser Separation for the Sortation of Plastics from WEEE Shredder Light Fractions. Sensor Based Sorting 2014. *Schriftenreihe der GDMB*, Heft 135, 203-2012.
- Babayemi JO, Osibanjo O, Sindiku O, Weber R, 2016. Inventory and substance flow analysis of polybrominated diphenyl ethers in the Nigerian transport sector: contribution for end-of-life vehicles policy and management. *Environ Sci Pollut Res Int* 25, 31805-31818. DOI 10.1007/s11356-016-6574-8
- Bage Plastic GmbH 2021. The Bage plastic recycling loop. <https://bage-plastics.com/sustainability/>
- Bantelmann E, Ammann A, Näf U, Tremp J. 2010. Brominated flame retardants in products: Results of the Swiss market survey 2008. *Proceedings of the 5th Intern. Symposium on BFRs*, April 7-9 2010. Kyoto, Japan.
- Becker W, Sachseheimer K, Klemenz M. 2017. Detection of Black Plastics in the Middle Infrared Spectrum (MIR) Using Photon Up-Conversion Technique for Polymer Recycling Purposes. *Polymers* 9, 9.
- Bentley CL, Banks A, Thai P, Baduel C, Eaglesham G, Brandsma S *et al.* 2013. Development of a non-destructive testing strategy to rapidly identify PBDEs in consumer products. *Organohalogen Compounds* 75, 716-719. <http://dioxin20xx.org/wp-content/uploads/pdfs/2013/1324.pdf>
- Betts K. 2003. Why do peoples' PBDE levels vary widely?. *Science News. Environ Sci Technol* 10.
- Blomqvist P, Andersson P and Simonson M (2007). Fire emissions of organics into the atmosphere. *Fire Technology* 43, 213-231.
- BRS (2023). Global governance of plastics and associated chemicals. Secretariat of the Basel, Rotterdam and Stockholm Conventions, United Nations Environment Programme, Geneva. Karen Raubenheimer, Niko Urho. <http://www.basel.int/Portals/4/Basel%20Convention/docs/plastic%20waste/UNEP-FAO-CHW-RC-POPS-PUB-GlobalGovernancePlastics-2023.pdf>
- Bruker. 2009. Identification of brominated flame retardants in polymers. Application Note AN # 59.
- Buekens A, Zhou X. 2014. Recycling plastics from automotive shredder residues: A review. *Journal of Material Cycles and Waste Management* 16, 398-414.
- Cai K, Song Q, Yuan W, Ruan J, Duan H, Li Y, Li J. 2020. Human exposure to PBDEs in e-waste areas: A review. *Environmental Pollution* 267, 115634.
- Carretier V, Delcroix J, Pucci MF, Rublon P, Lopez-Cuesta JM. 2020. Influence of sepiolite and lignin as potential synergists on flame retardant systems in polylactide (PLA) and polyurethane elastomer (PUE). *Materials* 13(11), 2450.
- Charbonnet JA, Weber R, Blum A. 2020. Flammability standards for furniture, building insulation and electronics: Benefit and risk. *Emerging Contaminants* 6, 432-441.
- Chen S-J, Ma Y-J, Wang J, Chen D, Luo X-J, Mai B-X. 2009. Brominated flame retardants in children's toys: concentration, composition, and children's exposure and risk assessment. *Environ Sci Technol* 43, 4200- 4206.

Chen S-J, Ma Y-J, Wang J, Tian M, Luo X-J, Chen D, Mai B-X. 2010. Measurement and human exposure assessment of brominated flame retardants in household products from South China. *Journal of Hazardous Materials* 176, 979-984.

Cossu R, Lai T. 2015. Automotive shredder residue (ASR) management: An overview. *Waste Manag* 45, 143-151.

Daniel PL, Rapp RA 1976. Halogen Corrosion of Metals. in *Advances in Corrosion Science and Technology*, M. G. Fontana and R. W. Staehle (eds.), p. 55, Plenum Press.

Danish EPA (Danish Environmental Protection Agency). 2006. Deca-BDE and Alternatives in Electrical and Electronic Equipment. Environmental Project No. 1141.

de Boer J, Harrad, S. and Sharkey M. 2023. The European regulatory strategy for flame retardants: The right direction but still a risk of getting lost. *Chemosphere* 140638.

DEFRA (Department for Environment, Food and Rural Affairs) 2010. Fire Retardant Technologies: safe products with optimised environmental hazard and risk performance. GnoSys UK Ltd, University of Bolton and Oakdene Hollins Ltd.

Dimitrakakis E, Janz A, Bilitewski B, Gidaracos E. 2009. Small WEEE: Determining recyclables and hazardous substances in plastics. *Journal of Hazardous Materials* 161, 913-919.

DIN 2015. Stationary source emissions: Determination of the mass concentration of PCDDs/PCDFs and dioxin-like PCBs. Part 5: Long-term sampling of PCDDs/PCDFs and PCBs; CEN/TS 1948-5:2015.

Du B, Zheng M, Huang Y, Liu A, Tian H, Li L *et al.* 2010a. Mixed polybrominated/chlorinated dibenzo-p-dioxins and dibenzofurans in stack gas emissions from industrial thermal processes. *Environ Sci Technol* 44, 5818-23.

Du B, Zheng M, Tian H, Liu A, Huang Y, Li L *et al.* (2010b). Occurrence and characteristics of polybrominated dibenzo-p-dioxins and dibenzofurans in stack gas emissions from industrial thermal processes. *Chemosphere* 80, 1227-1233.

Du Pont. 2013. Proper use of local exhaust ventilation during processing of plastics. Responsible care, a public commitment. <https://dokumen.tips/documents/proper-use-of-local-exhaust-ventilation-during-use-of-local-exhaust-ventilation.html>

Eaves D (ed.). 2004. *Handbook of Polymer Foams*, Smithers Rapra Technology, UK.  
<https://epdf.pub/handbook-of-polymer-foamsc23085bb2799ca287e8850679579e57f24403.html>

ECB. 2002. *Bis(pentabromophenyl) ether*. European Union Risk Assessment Report. 1st priority list, Volume 17, Luxemburg: European Communities.

ECHA. 2012. *Proposal for Identification of a PBT/vPvB Substance. Bis(pentabromophenyl)ether (decabromodiphenyl ether; decaBDE)*. Annex XV dossier. July 2012 final. Submitted by the United Kingdom. [http://echa.europa.eu/documents/10162/13638/SVHC\\_AXVREP\\_pub\\_EC\\_214\\_604\\_9\\_decabromodiphenylether\\_en.pdf](http://echa.europa.eu/documents/10162/13638/SVHC_AXVREP_pub_EC_214_604_9_decabromodiphenylether_en.pdf).

ECHA. 2013. Draft background document for Bis(pentabromophenyl) ether (decabromodiphenyl ether; decaBDE). Document developed in the context of ECHA's fifth Recommendation for the inclusion of substances in Annex XIV. 24 June 2013.

ECHA. 2014. *Proposal for a restriction. Bis(pentabromophenyl) ether*. Annex XV Restriction Report. Report prepared by ECHA in collaboration with the Norwegian Environment Agency. <https://echa.europa.eu/documents/10162/7c078d07-9b25-528f-f67b-b33d2574d29e>

ECHA. 2022. Committee for Risk Assessment (RAC) & Committee for Socio-economic Analysis (SEAC) draft. Annex to the Background document to the Opinion on the Annex XV dossier proposing restrictions on 1,6,7,8,9,14,15,16,17,17,18,18-Dodecachloropentacyclo[12.2.1.16,9.02,13.05,10]octadeca-7,15-diene

(Dechlorane Plus) [covering any of its individual anti- and synisomers or any combination thereof] - Revision 1 of 21/01/2022. <https://echa.europa.eu/documents/10162/cfbcfefcd-c6ba-923a-72ff-b70b2786ff70>

ECHA. 2023. Regulatory strategy for flame retardants. DOI: 10.2823/854233

EERA 2017. European Electronics Recyclers Association EERA's Comments and Proposals for the EU Plastics Strategy 2017.

Eftec 2021. Economics for the Environment Consultancy Ltd (eftec). *Socio-economic considerations of regulating Dechlorane Plus under the Stockholm Convention*. Economics for the Environment Consultancy Ltd (eftec). Draft report for the Norwegian Environment Agency, April 2021. <https://www.miljodirektoratet.no/publikasjoner/2021/juni-2021/socio-economic-considerations-of-regulating-dechlorane-plus-under-the-stockholm-convention/>

ENDS. 1997. *Pesticides, chlorchemicals head list of dioxin sources*. Environmental Data Services (ENDS) Ltd 271.

European Commission. 2007. *Reference Document on Best Available Techniques in the Production of Polymers*. <https://eippcb.jrc.ec.europa.eu/reference/>

European Commission, Joint Research Centre (JRC), Institute for Environment and Sustainability (IES) 2010. *The International Reference Life Cycle Data System (ILCD) Handbook*. General guide for Life Cycle Assessment - Detailed guidance. First edition March 2010. EUR 24708 EN. Luxembourg. Publications Office of the European Union.

European Commission. 2013a. *Best Available Techniques (BAT) Reference Document for the Production of Cement, Lime and Magnesium Oxide*. <https://eippcb.jrc.ec.europa.eu/reference/>

European Commission. 2013b. *Best Available Techniques (BAT) Reference Document for the Iron and Steel Production*. <https://eippcb.jrc.ec.europa.eu/reference/>

European Commission. 2016. *Best Available Techniques (BAT) Reference Document for Common Waste Water and Waste Gas Treatment/Management Systems in the Chemical Sector*. EUR 28112 EN. doi:10.2791/37535. <https://eippcb.jrc.ec.europa.eu/reference/>

European Commission 2017 *Best Available Techniques (BAT) Reference Document for the Non-Ferrous Metals Industries*. EUR 28648. doi:10.2760/8224. <https://eippcb.jrc.ec.europa.eu/reference/>

European Commission. 2018. *Best Available Techniques (BAT) Reference Document for Waste treatment Industrial Emissions Directive 2010/75/EU* (Integrated Pollution Prevention and Control). EUR 29362 EN. Publications Office of the European Union, Luxembourg, 2018; ISBN 978-92-79-94038-5. doi:10.2760/407967, JRC113018. <https://eippcb.jrc.ec.europa.eu/reference/>

European Commission 2019a. *Best Available Techniques (BAT) Reference Document for Waste Incineration*. EUR 29971 EN. doi:10.2760/761437. [https://eippcb.jrc.ec.europa.eu/sites/default/files/2020-01/JRC118637\\_WI\\_Bref\\_2019\\_published\\_0.pdf](https://eippcb.jrc.ec.europa.eu/sites/default/files/2020-01/JRC118637_WI_Bref_2019_published_0.pdf)

European Commission. 2019b. *COMMISSION IMPLEMENTING DECISION (EU) 2019/2010 of 12 November 2019 establishing the best available techniques (BAT) conclusions, under Directive 2010/75/EU of the European Parliament and of the Council, for waste incineration*.

European Commission. 2019c. *Study to support the review of waste related issues in Annexes IV and V of Regulation (EC) 850/2004*. Final Report 25.01.2019. <https://op.europa.eu/en/publication-detail/-/publication/8ea39ec6-4479-11e9-a8ed-01aa75ed71a1/language-en/format-PDF>

European Commission. 2022. *Commission Implementing Decision (EU) 2022/2508 of 9 December 2022 establishing the best available techniques (BAT) conclusions, under Directive 2010/75/EU of the European Parliament and of the Council on industrial emissions, for the textiles industry*. Official Journal of the European Union L 325/112

- European Commission. 2023a. *Best Available Techniques (BAT) Reference Document for Common Waste Gas Management and Treatment Systems in the Chemical Sector*. Publications Office of the European Union, Luxembourg. doi:10.2760/220326, JRC131915
- European Commission 2023b. *Best available techniques (BAT) reference document for the Textiles Industry*. EUR 31392 EN, Publications Office of the European Union, Luxembourg, ISBN 978-92-76-61945-1. doi:10.2760/355887, JRC131874. <https://eippcb.jrc.ec.europa.eu/reference/>
- European Standard. 2014. *Collection, logistics & Treatment requirements for WEEE General treatment requirements*. BS EN 50625-1:2014. [https://ec.europa.eu/environment/waste/weee/standards\\_en.htm](https://ec.europa.eu/environment/waste/weee/standards_en.htm)
- Fantke P, Weber R, Scheringer M. 2015. From incremental to fundamental substitution in chemical alternatives assessment. *Sustainable Chemistry and Pharmacy* 1, 1-8.
- Finnish Ministry of Environment. 2016. *Requirements for the management of waste containing persistent organic pollutants*. September 2016. [https://julkaisut.valtioneuvosto.fi/bitstream/handle/10024/79201/EAG\\_4en\\_2016.pdf?sequence=1](https://julkaisut.valtioneuvosto.fi/bitstream/handle/10024/79201/EAG_4en_2016.pdf?sequence=1)
- Forti V, Baldé CP, Kuehr R, Bel G. 2020. *The Global E-waste Monitor 2020: Quantities, flows and the circular economy potential*. United Nations University (UNU)/United Nations Institute for Training and Research (UNITAR) – co-hosted SCYCLE Programme, International Telecommunication Union (ITU) & International Solid Waste Association (ISWA), Bonn/Geneva/Rotterdam.
- Gaan S, Salimova V, Rupper P, Ritter A, Schmidt H. 2011. *Flame retardant functional textiles*. EMPA EMPA20110483.
- GIZ, LafargeHolcim. 2020. *Guidelines on Pre- and Co-processing of Waste in Cement Production – Use of waste as alternative fuel and raw material* [https://www.giz.de/de/downloads/giz-2020\\_en\\_guidelines-pre-coprocessing.pdf](https://www.giz.de/de/downloads/giz-2020_en_guidelines-pre-coprocessing.pdf)
- GTZ (Deutsche Gesellschaft für Technische Zusammenarbeit) 2008. *Chemical Management Guide for Small and Medium Sized Enterprises Improve Chemical Management to Gain Cost Savings, Reduce Hazards and Improve Safety*. August 2008. [http://www.mtpinnacle.com/pdfs/Guide\\_E\\_300708.pdf](http://www.mtpinnacle.com/pdfs/Guide_E_300708.pdf)
- Hamos 2012. *Recycling of plastics from electronic waste*. <https://en.hamos.com/produkte/recyclinganlagen-fuer-die-aufbereitung-von-weee-kunststoffen-hamos-kr>
- Hennebert P. 2021. The substitution of regulated brominated flame retardants in plastic products and waste and the declared properties of the substitutes in REACH. *Detritus* 16, 16-25. <https://doi.org/10.31025/2611-4135/2021.15122>
- Hennebert P. 2023. Hazardous properties of mineral and organo-mineral additives and management of hazardous plastics. *Detritus* 23, 83-93. <https://doi.org/10.31025/2611-4135/2023.17275>
- Hirai Y, Sakai S-I. 2007. Brominated flame retardants in recycled plastic products. *Proceedings BFR 2007*. 4th International Symposium on Brominated Flame Retardants.
- Hischier R, Wager P, Gauglhofer J. 2005. Does WEEE recycling make sense from an environmental perspective?: The environmental impacts of the Swiss take-back and recycling systems for waste electrical and electronic equipment (WEEE). *Environmental Impact Assessment Review* 25(5), 525-539
- Hoffman JM. 2008. *New Life for Shredded Plastic Waste: Advanced recycling processes help return shredded plastic scrap into regenerated plastics with properties nearly equalling those of the original material*. Machine Design. <https://www.machinedesign.com/materials/plastics-and-composites/article/21832143/new-life-for-shredded-plastic-waste>
- Hoh E, Zhu LY, and Hites RA. 2006. Dechlorane plus, a chlorinated flame retardant, in the Great Lakes. *Environ Sci Technol* 40 (4), 1184–1199

Hunsinger H, Jay K, Vehlow J. 2002. Formation and destruction of PCDD/F inside a grate furnace. *Chemosphere* 46, 1263-1272.

IFC (International Finance Corporation). 2007. Environmental, Health, and Safety Guidelines for Textile Manufacturing. <https://www.ifc.org/content/dam/ifc/doc/2000/2007-textiles-manufacturing-ehs-guidelines-en.pdf>

IISD (International Institute for Sustainable Development) (2022). Summary of the Eighteenth Meeting of the Persistent Organic Pollutants Review Committee: 26-30 September 2022. *Earth Negotiations Bulletin* Vol. 15 No. 292. <https://enb.iisd.org/sites/default/files/2022-10/enb15292e.pdf>

Imm P, Knobeloch L, Buelow C, Anderson HA. 2009. Household Exposures to Polybrominated Diphenyl Ethers (PBDEs) in a Wisconsin Cohort. *Environmental Health Perspectives* 117(12), 1890-1895. <https://www.ncbi.nlm.nih.gov/pmc/articles/PMC2799463/pdf/ehp-117-1890.pdf>

Ionas AC, Dirtu AC, Anthonissen T, Neels H Covaci A. 2014. Downsides of the recycling process: harmful organic chemicals in children's toys. *Environ Int* 65, 54-62.

IoSys. 2010. miRoSpark – Universal solution for identifying plastic. <http://www.iosys-seidel.de/en/mirospark.html>; <http://www.iosys-seidel.de/en/sss3.html>

Japan National Institute for Environmental Studies (2010). Research Center for Material Cycles and Waste Management. <http://www-cycle.nies.go.jp/precycle/kokus/about.html>

Japan Standards Association. 2007. *JIS C9912-2007 The marking for identification of plastic parts for electrical and electronic equipment*.

Kajiwara N, Takigami H, Kose T, Suzuki G, Sakai S. 2014. Brominated flame retardants and related substances in the interior materials and cabin dusts of end-of-life vehicles collected in Japan. *Organohalogen Compounds* 76, 1022-1025. Accessed 15.02.2024 at <http://dioxin20xx.org/wp-content/uploads/pdfs/2014/1015.pdf>

Karstensen KH, Kinh NK, Thang LB, Viet PH, Tuan ND, Toi DT *et al.* 2006. Environmentally sound destruction of obsolete pesticides in developing countries using cement kilns. *Environmental Science and Policy* 9, 577-586.

Kawazumi H, Tsuchida A, Arikata K, Tsuchida Y, Hasuo H, Oosaki T. 2011. High performance recycling system for shredded plastics by using Raman identification. *6th Int. Symposium on Feedstock Recycling of Polymeric Materials* (ISFR2011), Toledo, Spain 5–7 October 2011.

Keml (Swedish Chemical Agency). 2004. *Survey and technical assessment of alternatives to decabromodiphenyl ether (decaBDE) in textile applications*. Prepared by S Posner.

Keml (Swedish Chemical Agency). 2006. *Survey and technical assessment of alternatives to TBBPA and HBCDD*. Prepared by S. Posner. Report 1/06, pp 1-43. <https://www.kemi.se/download/18.6df1d3df171c243fb23960a6/1591097403519/pm-1-06.pdf>

Klif (Norwegian Climate and Pollution Agency) 2011. Exploration of management options for hexabromocyclododecane. Report to the *8th meeting of the UNECE Task Force on Persistent Organic Pollutants*. Available at: <https://www.miljodirektoratet.no/globalassets/publikasjoner/klif2/publikasjoner/2818/ta2818.pdf>

Klotz M, Oberschelp C, Salah C, Subal L, Hellweg S. 2024. The role of chemical and solvent-based recycling within a sustainable circular economy for plastics. *Science of The Total Environment* 906, 167586.

Krummenacher B, Peuch P, Fischer M, Biddle M. 1998. *Automatic Identification and sorting of plastics from different waste streams – a status report*. APME, Brussels.

Langenfeld J, Affonso E. 2022. *Plastics Facts: Plastics Health, Sustainability, and Lifestyle: Plastics in Automotive Applications*. <https://www.plasticsfacts.com/blog/2022/5/1/plastics-in-automotive-applications>

- LCSP (Lowell Center for Sustainable Production). 2005. Decabromodiphenyl ether: An investigation of non-halogen substitutes in electronic enclosure and textile applications. Prepared by Pure Strategies, Inc. <http://www.sustainableproduction.org/downloads/DecaBDESubstitutesFinal4-15-05.pdf>
- Liu R, Nelson DO, Hurley S, Petreas M, Park J-S, Wang Y *et al.* 2016. Association between serum polybrominated diphenylether levels and residential proximity to solid waste facilities. *Environ Sci Technol* 50(7), 3945–3953.
- Liu X, Yu G, Cao Z, Wang B, Huang J, Deng S *et al.* 2017. Estimation of human exposure to halogenated flame retardants through dermal adsorption by skin wipe. *Chemosphere* 168, 272-278.
- Liu H, Yano J, Kajiwara N and Sakai SI. 2019. Dynamic stock, flow, and emissions of brominated flame retardants for vehicles in Japan. *Journal of Cleaner Production* 232, 910-924.
- Luedeka RJ (2011). *Flexible Polyurethane Foam Waste Management & Recycling*. United Nations Industrial Development Organization Guidance Document Submission, November 29, 2011.
- Miliute-Plepiene J, Frâne A, Almasi AM. 2021. Overview of polyvinyl chloride (PVC) waste management practices in the Nordic countries. *Cleaner Engineering and Technology* 4, 100246.
- Miller L, Soulliere K, Sawyer-Beaulieu S, Tseng S Tam E. 2014. Challenges and alternatives to plastics recycling in the automotive sector. *Materials* 7(8), 5883-5902.
- Ministry of Ecology and Environment of China. 2023. *List of New Pollutants for Priority Control (Final Version 2023)*
- Morton R. 2007. Commercial scale processing options for separation brominated retardants from WEEE polymers – a major practical investigation. *Eco-X May 9th -11th 2007*, Vienna.
- NONTOX. 2020. *New Technologies for More efficient Recycling of Plastics' European Union's Horizon 2020 research and innovation programme*. <http://nontox-project.eu>
- Norwegian Environment Agency. 2021. *Environmental Pollutants in Post-Consumer Plastics*. Fraunhofer and Rambol for the Norwegian Environment Agency, Case Number M-2059 | 2021.
- Nguyen LV, Diamond ML, Venier M, Stubbings WA, Romanak K, Bajard L *et al.* 2019. Exposure of Canadian electronic waste dismantlers to flame retardants. *Environment International* 129, 95-104.
- Odabasi M, Bayram A, Elbir T, Seyfioglu R, Dumanoglu Y, Bozlaker A *et al.* 2009. Electric Arc Furnaces for Steel-Making: Hot Spots for POPs. *Environ Sci Technol* 43, 5205-5211.
- OECD. 2001. *Extended producer responsibility – A guidance manual for governments*.
- Oeko-Institut e.V. 2018. *Effects on ELV waste management as a consequence of the decisions from the Stockholm Convention on decaBDE*. Study commissioned and funded by ACEA, the European Automobile Manufacturers Association. Darmstadt, 18.9.2018.
- Ota S, Aizawa H, Kondo Y, Takigam H, Hiarai YS, Akai S. 2009. Current status of polybrominated dibenzo-p-dioxin and furans (PBDD/DF) emissions in Japan. *Organohalogen Compounds* 71, 1323-1328. <http://dioxin20xx.org/wp-content/uploads/pdfs/2009/09-268.pdf>
- Province of Ontario. 2017. *Strategy for a waste-free Ontario: building the circular economy*. Available at: [https://files.ontario.ca/finalstrategywastefreeont\\_eng\\_aoda1\\_final-s.pdf](https://files.ontario.ca/finalstrategywastefreeont_eng_aoda1_final-s.pdf).
- Puype F, Samsonek J, Knoop J, Egelkraut-Holtus M, Ortlieb M. 2015. Evidence of waste electrical and electronic equipment (WEEE) relevant substances in polymeric food-contact articles sold on the European market. *Food Addit Contam Part A Chem Anal Control Expo Risk Assess* 32(3), 410-426.
- Rademakers P, Hesseling W, van de Wetering J. 2002. *Review on corrosion in waste incinerators, and possible effect of bromine*. TNO Report. <https://www.ebfrip.org/statements/TNO-AKZO-corrosion-study2002-Final.pdf>.



- Ramungul N, Boontongkong Y, Temtanapat Y *et al.* 2023. Screening of specific brominated flame retardants (BFR) in WEEE plastic without extraction by FT-IR.. IPCP Webinar Series: POPs in plastic and monitoring approaches Part III: Extraction, clean-up, and analysis of POPs in plastics. [https://www.ipcp.ch/wp-content/uploads/2023/04/Part3-1\\_6\\_Nudjarin\\_BFR\\_screening\\_by\\_FTIR.pdf](https://www.ipcp.ch/wp-content/uploads/2023/04/Part3-1_6_Nudjarin_BFR_screening_by_FTIR.pdf)
- Rauert C, Harrad S. 2015. Mass transfer of PBDEs from plastic TV casing to indoor dust via three migration pathways—A test chamber investigation. *Science of The Total Environment* 536, 568-574.
- Reijnders L. 2007. The cement industry as a scavenger in industrial ecology and hazardous substances. *Journal of Industrial Ecology* 11, 15–25.
- Reinmann J, Weber R, Haag R. 2010. Long-term monitoring of PCDD/PCDF and other unintentionally produced POPs: Concepts and case studies from Europe. *Science China - Chemistry* 53, 1017-1024.
- Reinmann J. 2015. CEN TS/EN 1948-5. The worldwide first standard for continuous dioxin emission monitoring: General requirements and type performance test. *Organohalogen Compds* 77, 647-650.
- Retegan T, Felix J, Schyllander M. 2010. *Recycling of WEEE Plastics Containing Brominated Flame Retardants: a Swedish perspective*. Report to the Swedish EPA April, 2010.
- RIKZ, 2000. *Chemical study on brominated flame retardants*. Den Haag, Netherlands.
- RPA 2014. *Support to an Annex XV Dossier on Bis-(pentabromophenyl) ether (DecaBDE)*. ECHA, July 2014, Loddon, Norfolk, UK
- Sakai S-I, Watanabe J, Honda Y, Takatsuki H, Aoki I, Futamatsu M, Shiozaki K. 2001. Combustion of brominated flame retardants and behavior of its byproducts. *Chemosphere* 42, 519-531.
- Sakai S, Yoshida H, Hiratsuka J, Vandecasteele C, Kohlmeyer R, Rotter V *et al.* 2014. An international comparative study of end-of-life vehicle (ELV) recycling systems. *Journal of Material Cycles & Waste Management* 16, 1-20.
- Samsonek J, Puype F. 2013. Occurrence of brominated flame retardants in black thermo cups and selected kitchen utensils purchased on the European market. *Food Addit Contam Part A: Chem Anal Control Expo Risk Assess.* 30, 1976-1986.
- Schlummer M, Mäurer A, Leitner T, Spruzina W. 2006. Report: Recycling of flame-retarded plastics from waste electric and electronic equipment (WEEE). *Waste Management Research* 24, 573-583.
- Schlummer M, Mäurer A. 2006. Recycling of styrene polymers from shredded screen housings containing brominated flame retardants. *Journal of Applied Polymer Science* 102, 1262-1273.
- Schlummer M, Gruber L, Mäurer A, Wolz G, van Eldik R. 2007. Characterisation of polymer fractions from waste electrical and electronic equipment (WEEE) and implications for waste management. *Chemosphere* 67, 1866–1876.
- Schlummer M. 2011. *Contributions to the Stockholm Convention guideline drafts*. Vienna, Austria 23.11.2011.
- Seidel T, Golloch A, Beerwald H, Böhm G. 1993. Sliding spark spectroscopy: Characterization and application of a new radiation source in optical emission spectrometry for the identification of chlorine-containing waste plastics and their inorganic additives. *Fresenius' Journal of Analytical Chemistry* 347, 92-102.
- Seidel T. 2010. Personal communication with Weber R. 10.06.2010.
- Seidel T. 2012. Personal communication with UNIDO. 01.02.2012.
- Sindiku O, Babayemi J, Osibanjo O, Schlummer M, Schlupe M, Watson A, Weber R. 2015. Polybrominated diphenyl ethers listed as Stockholm Convention POPs, other brominated flame retardants and heavy metals in e-waste polymers in Nigeria. *Environmental Science and Pollution Research.* 22, 14489-14501.

- Slijkhuis C (MBA Polymers). 2011. Contribution at Stockholm Convention guideline drafting meeting. Vienna 23.11.2011.
- Shaw SD, Harris JH, Berger ML, Subedi B and Kannan K (2014). Brominated flame retardants and their replacements in food packaging and household products: uses, human exposure, and health effects. In *Toxicants in Food Packaging and Household Plastics*. Molecular and Integrative Toxicology, Snedeker SM (ed.). DOI: 10.1007/978-1-4471-6500-2\_3, Springer-Verlag London 2014
- SFT. 2009. *Guidance on alternative flame retardants to the use of commercial pentabromodiphenylether (c-PentaBDE)*. Norwegian Pollution Control Authority (SFT). Oslo, February 2009.
- SOCOPSE (Source control of priority substances in Europe). 2008. *Fact Sheet for Polybrominated diphenyl ethers*. <http://www.socopse.se/projectoutput/measurefactsheets.4.3d9ff17111f6fef70e9800054014.html>
- Stapleton HM, Sjödin A, Jones RS, Niehuser S, Zhang Y, Patterson DG. 2008. Serum levels of polybrominated diphenyl ethers (PBDE) in foam recyclers and carpet installers working in the US. *Environ Sci Technol* 42, 3453-3458.
- Suzuki G, Someya M, Matsukami H, Tue NM, Uchida N, Viet PH *et al.* 2016. Comprehensive evaluation of dioxins and dioxin-like compounds in surface soils and river sediments from e-waste-processing sites in a village in northern Vietnam: Heading towards the environmentally sound management of e-waste. *Emerging Contaminants* 2(2), 98–108. <https://doi.org/10.1016/j.emcon.2016.03.001>
- Swerea. 2018. *Decabromodiphenyl ether and other flame retardants in plastic waste destined for recycling*. Swerea IVF Project Report M-973; contract number: 16128142.
- Taverna R, Gloor R, Zennegg M, Birchler E. 2017. *Stoffflüsse im Schweizer Elektronikschrott*. Report for the Swiss Federal Office for the Environment. Umwelt-Zustand Nr. 1717, 164 pp.
- Tsuchida A, Kawazumi H, Kazuyoshi A, Yasuo T. 2009. Identification of shredded plastics in milli-seconds using Raman spectroscopy for recycling. *Sensors, 2009 IEEE*. 25-28 Oct. 2009. 1473 – 1476.
- Tukker A. 2002. *Plastics Waste: Feedstock Recycling, Chemical Recycling and Incineration*. Smithers Rapra. Review Report. ISBN 1-85957-331-2.
- UK Health and Safety Executive. 2013. Controlling fume during plastics processing. Plastics Processing Sheet No 13. HSE information sheet. <https://www.hse.gov.uk/pubns/ppis13.pdf>
- UNEP. 2004. *Technical guidelines on the environmentally sound recycling/reclamation of metals and metal compounds (R4)*. Basel Convention. <https://synergies.pops.int/Portals/4/download.aspx?d=UNEP-CHW-WAST-GUID-RecyclingReclamationMetals.English.pdf>
- UNEP. 2007/2019/2023. Guidelines on best available techniques and provisional guidance on best environmental practices relevant to Article 5 and Annex C of the Stockholm Convention on Persistent Organic Pollutants (original version 2007, revised 2019 and 2023). <https://chm.pops.int/Implementation/BATBEP/BATBEPGuidelinesArticle5/tabid/187/Default.aspx>
- UNEP and StEP. 2009. *Sustainable Innovation and Technology Transfer Industrial Sector Studies: Recycling from E-waste to resources*. July 2009.
- UNEP. 2010a. Technical review of the implications of recycling commercial penta and octabromodiphenyl ethers. Stockholm Convention<sup>n</sup> document for 6th POP Reviewing Committee meeting (UNEP/POPS/POPRC.6/2)
- UNEP. 2010b. Supporting document for technical review of the implications of recycling commercial penta and octabromodiphenyl ethers. Stockholm Convention<sup>n</sup> document for 6th POP Reviewing Committee meeting (UNEP/POPS/POPRC.6/INF/6)
- UNEP 2011a. Global Guidance Principles for Life Cycle Assessment Databases - A Basis for Greener Processes and Products. <https://www.lifecycleinitiative.org/wp-content/uploads/2012/12/2011%20-%20Global%20Guidance%20Principles.pdf>

UNEP 2011b. Technical guidelines on the environmentally sound co-processing of hazardous wastes in cement kilns. UNEP/CHW.10/6/Add/3/Rev.1

UNEP 2014. Risk profile on decabromodiphenyl ether (commercial mixture, c-decaBDE). UNEP/POPS/POPRC.10/10/Add.2

UNEP 2015. Risk management evaluation on decabromodiphenyl ether (commercial mixture, c-decaBDE). UNEP/POPS/POPRC.11/10/Add.1

UNEP 2017a. Guidance document on environmentally sound management of used and end-of-life computing equipment (UNEP/CHW.13/INF/31/Rev.1); Documents developed by the Partnership for Action on Computing Equipment (PACE). 2017

UNEP 2017b. Labelling of products or articles that contain POPs-initial considerations (revised 2017)

UNEP 2019a. Preliminary draft guidance on alternatives to decabromodiphenyl ether. UNEP/POPS/COP.9/INF/20

UNEP 2019b. Technical guidelines for the environmentally sound management of wastes consisting of, containing or contaminated with hexabromodiphenyl ether and heptabromodiphenyl ether, or tetrabromodiphenyl ether and pentabromodiphenyl ether or decabromodiphenyl ether). Adopted by COP.14, May 2019. UNEP/CHW.14/7/Add.3/Rev.1  
UNEP 2019c. Guidance on the labelling of products and articles that contain POPs (revised 2019).  
<http://chm.pops.int/Implementation/NationalImplementationPlans/Guidance/tabid/7730/Default.aspx>

UNEP 2021a. Draft guidance on preparing inventories of polybrominated diphenyl ethers (PBDEs) listed under the Stockholm Convention on Persistent Organic Pollutants. Secretariat of the Basel, Rotterdam and Stockholm conventions, United Nations Environment Programme, Geneva.

UNEP 2021b. Chemicals of Concern in the Building and Construction Sector. Geneva 5 May 2021. <https://wedocs.unep.org/bitstream/handle/20.500.11822/35916/CoCBC.pdf>

UNEP 2021c. Draft guidance on sampling, screening and analysis of persistent organic pollutants in products and recycling. Secretariat of the Basel, Rotterdam and Stockholm conventions, Geneva. Available at: <http://chm.pops.int/Implementation/NationalImplementationPlans/Guidance/tabid/7730/Default.aspx>

UNEP 2021d. Report on the assessment of new POPs for countries to ratify the amendments or to update NIPs. Secretariat of the Basel, Rotterdam and Stockholm conventions, Geneva.

UNEP 2022a. Technical guidelines on the environmentally sound disposal of hazardous wastes and other wastes in specially engineered landfill (D5). UNEP/CHW.15/6/Add.5/Rev.1. 2022.

UNEP 2022b. Technical guidelines on the environmentally sound incineration of hazardous wastes and other wastes as covered by disposal operations D10 and R1

UNEP 2022c. Additional information relating to the draft risk management evaluation on Dechlorane Plus. UNEP/POPS/POPRC.18/INF/5. 2022.

UNEP 2023a. Report of the Persistent Organic Pollutants Review Committee on the work of its eighteenth meeting Addendum Risk management evaluation for Dechlorane Plus. UNEP/POPS/POPRC.18/11/Add.1

UNEP 2023b. General technical guidelines on the environmentally sound management of wastes consisting of, containing or contaminated with persistent organic pollutants (Version of 4 May 2023) UNEP/CHW.16/6/Add.1/Rev.1

UNEP 2023c. Technical guidelines for the environmentally sound management of plastic wastes and for their disposal (UNEP/CHW.16/6/Add.3/Rev.1).

UNEP 2023d. General technical guidelines for the ESM of wastes consisting of, containing or contaminated with Persistent Organic Pollutants. UNEP/CHW.16/6/Add.1.

UNEP 2023e. Technical guidelines on transboundary movements of electrical and electronic waste and used electrical and *electronic equipment, in particular regarding the distinction between waste and non-waste under the Basel Convention* (UNEP/CHW.16/INF/10/Rev.1).

UNEP 2023f. *Chemicals in Plastics – A Technical Report*. <https://www.unep.org/resources/report/chemicals-plastics-technical-report>

UNEP 2023g. *Turning off the Tap: How the world can end plastic pollution and create a circular economy*.

USEPA (United States Environmental Protection Agency). 1996. Best Management Practices for Pollution Prevention in the Slabstock and Molded Flexible Polyurethane Foam Industry EPA/625/R-96/005.

USEPA (United States Environmental Protection Agency) (2014). An alternatives assessment for the flame retardant decabromodiphenyl ether (decaBDE). Final Report. Available at:

[https://www.epa.gov/sites/production/files/2014-05/documents/decabde\\_final.pdf](https://www.epa.gov/sites/production/files/2014-05/documents/decabde_final.pdf)

VECAP The Voluntary Emissions Control Action Programme). 2019. VECAP Code of Best Practice. <https://www.bsef.com/wp-content/uploads/2019/05/VECAP-Code-of-Best-Practices-2019.pdf>

Vehlow J, Bergfeldt B, Hunsinger H, Jay K, Mark FE, Tange L *et al.* 2002. Recycling of bromine from plastics containing brominated flame retardants in state-of-the-art combustion facilities. Technical paper from Association of Plastic Manufacturers Europe (APME).

Vermeulen I, Van Caneghem J, Block C, Baeyens J, Vandecasteele C. 2011. Automotive shredder residue (ASR): reviewing its production from end-of-life vehicles (ELVs) and its recycling, energy or chemicals' valorisation. *J Hazard Mater* 190, 8-27.

Wäger PA, Hirsch R, Eugster M. 2011. Environmental impacts of the Swiss collection and recovery systems for Waste Electrical and Electronic Equipment (WEEE): A follow-up. *Science of the Total Environment* 409, 1746–1756.

Wang L-C, Wang Y-F, Hsi H-C and Chang-Chien G-P. 2010. Characterizing the emissions of polybrominated diphenyl ethers (PBDE) and polybrominated dibenzo-p-dioxins and dibenzofurans (PBDD/Fs) from metallurgical processes. *Environ Sci Technol* 44, 1240-1246.

Weber R, Kuch B. 2003. Relevance of BFRs and thermal conditions on the formation pathways of brominated and brominated-chlorinated dibenzodioxins and dibenzofurans. *Environment International* 29, 699-710.

Weber R. 2007. Relevance of PCDD/PCDF formation for the evaluation of POPs destruction technologies: Review on current status and assessment gaps. *Chemosphere* 67, 109-117.

Weber R, Fantke P, Ben Hamouda A, Mahjoub B. 2018. *20 Case Studies on How to prevent the use of toxic chemicals frequently found in the Mediterranean Region*. <https://www.switchmed.eu/e-library/20-case-studies-to-prevent-the-use-of-toxic-chemicals-frequently-found-in-the-mediterranean-region>

Weber R, Bell L, Watson A, Petrlik J, Paun MC, Vijgen J. 2019. Assessment of POPs contaminated sites and the need for stringent soil standards for food safety for the protection of human health. *Environ Pollut* 249, 703-715.

Weber R. 2022. *Sectoral guidance for inventories of POPs and other chemicals of concern in buildings/construction, electrical and electronic equipment, and vehicles*. For UNEP.

Weil ED, Levchik SV. 2009. *Flame Retardants for Plastics and Textiles: Practical Applications*. Carl Hanser Verlag GmbH & Co. KG.

Zameri M, Saman M. 2006. End-of-life vehicles recovery: process description, its impact and direction of research. *Journal Mek* 21, 40–52.

Zennegg M, Yu X, Wong MH, Weber R. 2009. Fingerprints of chlorinated, brominated and mixed halogenated dioxins at two e-waste recycling sites in Guiyu/China. *Organohalogen Compounds* 71, 2263-2267. <http://dioxin20xx.org/wp-content/uploads/pdfs/2009/09-459.pdf>

ZDHC (Zero Discharge of Hazardous Chemicals Programme). 2020. Chemical Management System Framework. Version 1.0. May 2020. Available at: <https://downloads.roadmapzero.com/process/ZDHC-CMS-Framework>

Zia KM, Bhatti HN, Bhatti IA. 2007. Methods for polyurethane and polyurethane composites, recycling and recovery: A review. *Reactive and Functional Polymers* 67, 675-692.

## Annex 1: General BAT/BEP considerations for specific sectors

### Crushing, shredding, sieving and washing operations

Within the management and treatment of PBDE/DP-containing materials crushing, shredding and sieving operations are common.

BAT/BEP is to:

Perform crushing, shredding and sieving operations in areas fitted where needed with extractive vent systems linked to abatement equipment when handling materials that can generate emission to air (e.g. dust, VOCs, odours).

Perform washing processes considering:

- a. identifying the washed components that may be present in the items to be washed (e.g. solvents, oil, refrigerants).
- b. transferring washings to appropriate storage and then treating them in the same way as the waste from which they were derived.
- c. using treated wastewater from the water treatment plant for washing instead of fresh water. The resultant wastewater can then be treated in the wastewater treatment plant or re-used in the installation.

### General BAT/BEP considerations in respect to air and water releases

#### *Air emission treatment*

To prevent or control the emissions mainly of dust, VOC and odours and some inorganic compounds, BAT includes restricting the use of open topped tanks, vessels and pits by:

- a. preventing direct venting or discharges to air by linking all the vents to suitable abatement systems when storing materials that can generate emissions to the air (e.g. VOCs, dust, odours).
- b. keeping waste or materials under cover or in waterproof packaging.

Correctly operate and maintain the abatement equipment, including the handling and treatment/disposal of spent scrubber media. Have a scrubber system in place for the major inorganic gaseous releases from those unit operations which have a point discharge for process emissions.

Have leak detection and repair procedures in place in installations a) handling a large number of piping components and storage and b) compounds that may leak easily and create an environmental problem (e.g. fugitive emissions, soil contamination). This may be seen as an element of the EMS.

Air emissions should be reduced at least to the levels required by the respective national legislation. Facilities are encouraged to use BAT technologies to achieve BAT emission level.

Appropriate monitoring schemes should be in place to supervise the performance and document releases.

#### *Wastewater treatment*

BAT/BEP is to reduce the usage and contamination of water by:

- a. applying where necessary site waterproofing and storage retention methods
- b. carrying out regular checks of storages, bunkers, pits and tanks
- c. where appropriate applying separated water drainage according to the pollution load (roof water, road water, process water)
- d. applying a security collection basin

e. performing regular water audits, with the aim of reducing water consumption and preventing water contamination

f. segregating process water from rainwater

Have procedures in place to ensure that the effluent specification is suitable for the on-site effluent treatment system or discharge

Avoid the effluent by-passing the treatment plant systems

Have in place and operate an enclosure system whereby rainwater falling on the processing areas is collected along with tanker washings, occasional spillages, drum washings, etc. and returned to the processing plant or collected in a combined interceptor

Segregate the water collecting systems for potentially more contaminated waters from less contaminated water

Have a full concrete base in the critical area, which falls to internal site drainage systems which lead to storage tanks or to interceptors that can collect rainwater and any spillage.

Collect the rainwater in a special basin for checking, treatment if contaminated and further use.

Maximise the re-use of treated wastewater and use of rainwater in the installation

Identify wastewater that may contain hazardous compounds. Segregate the previously identified wastewater streams on-site and specifically treat wastewater on-site or off-site.

Select and carry out the appropriate treatment technique for each type of wastewater.

Implement measures to increase the reliability with which the required control and abatement performance can be carried out (for example, optimising the precipitation of metals)

Identify the main chemical constituents of the treated effluent (including the make-up of the COD) and to then make an informed assessment of the fate of these chemicals in the environment

Only discharge the wastewater from its storage after the conclusion of all the treatment measures and a subsequent final inspection

Achieve the water emission values required by national legislation and/or competent authority before discharge. Facilities are encouraged to use BAT technologies to achieve low releases of pollutants to water.

### **Prevention of soil contamination**

To prevent soil contamination, BAT is:

- to provide and then maintain the surfaces of operational areas, including applying measures to prevent or quickly clear away leaks and spillages, and ensuring that maintenance of drainage systems and other subsurface structures is carried out
- to utilise an impermeable base and internal site drainage
- to reduce the installation site and minimise the use of underground vessels and pipe work
- to avoid the releases of wastewater discharge to soil
- to assure that only non-contaminated sludges from wastewater treatment are applied to soil

## Annex 2: BAT/BEP considerations for energy/material recovery

### General remarks

#### *Corrosion caused by bromine/HBr*

Bromine/HBr has a higher potential to cause corrosion compared to HCl, in particular of metal parts (Daniel and Rapp 1976). This corrosion effects need to be considered when larger amounts of PBDE/bromine-containing waste are thermally treated in facilities. The process needs to be closely observed and the economic benefits and drawbacks assessed, including the cost of maintenance and repairs (Rademakers et al. 2002).

#### *Formation and monitoring of PBDD/Fs and PXDD/Fs*

Since PBDE/-containing materials are flame retarded, their flammability is reduced, which can result in increased formation of products of incomplete combustion and unintentional POPs in facilities not equipped with optimally efficient combustion chambers (Weber and Kuch 2003), as specified in the BAT/BEP Stockholm Convention guidelines (UNEP 2007/2019/2023). Since materials containing PBDE are excellent precursors of PBDF, the formation of the more toxic PBDF is also a crucial parameter to be considered and evaluated during thermal recovery and destruction operations of PBDE-containing waste (Sakai et al. 2001; Weber and Kuch 2003; UNEP 2010b). Because chlorine is normally present at relevant levels in PBDE/DP-containing materials (e.g. WEEE plastic, ASR) (Schlummer et al. 2007), the formation of polybrominated-chlorinated dibenzo-*p*-dioxin and dibenzofurans (PXDD/PXDF) can comprise the highest share of dioxin-like compounds (Vehlow et al. 2002; Hunsinger et al. 2002; Zennegg et al. 2009). To overcome this dilemma of instrumental analysis of the complex mixed halogenated PXDD/PXDF, support of such monitoring by using accredited bio-assays measuring total dioxin-like toxicity like CALUX, DRCALUX or EROD is recommended (UNEP 2007/2019/2023; Suzuki et al. 2016). In state-of-the-art waste incineration facilities equipped with dioxin abatement measures for compliance with stringent emission limit for PCDD/F (e.g.  $< 0.1$  nanogram/Nm<sup>3</sup>;



Table 25) it can be assumed that PBDD/PBDF and PXDD/PXDF are also adequately captured.

### Removal of HBr and bromine in flue gas treatments

For all thermal treatment technologies, the behaviour of bromine within the facility and the flue gas line needs to be considered. Due to similar redox potential of bromine and oxygen (see Table 24), bromine is present in the flue gas partly as HBr and partly as elemental bromine. The ratio is influenced by, for example, the level of sulphur present (Vehlow et al. 2002).

HBr (together with HCl and other acid gases) can be removed by the usual removal technologies (dry/semi dry scrubbing with basic adsorbents, scrubbing with a NaOH solution, etc.). The technique to remove elementary bromine (and iodine) from the flue gas is a reductive wet scrubber stage with the addition of sulphite or bisulphite.

Table 24: Redox potential of halogens and boiling/melting point of potassium and sodium halogenides.

boiling/melting point	Fluorine	Chlorine	Bromine	Iodine
Boiling Point Potassium halogenides(°C)	1505	1500	1380	1330
Boiling Point Sodium halogenides (°C)	1704	1465	1393	1304
Melting point Potassium halogenides (°C)	858	790	732	686
Melting point Sodium halogenides (°C)	995	801	755	662
Redox potential (Standard potential O <sub>2</sub> +1.23)	+2.87	+1.36	+1.09	+0.54

### Recovery in incinerators

To assure that BAT/BEP criteria are met and that long-term emissions of unintentional POP and POPs are low, continuous dioxin/UPOPs and respective POPs monitoring could be performed at least for some months (Reinmann et al. 2010; Weber 2007). Monitoring requirements include (European Commission 2019a,b; BAT 4):

- PBDD/F: once every six months for the incineration of waste containing brominated flame retardants or for plants with continuous injection of bromine.
- PCDD/F: once every six months for short term sampling and once every six months for long term sampling. The monitoring for the long-term sampling does not apply if the emission levels are proven to be sufficiently stable.
- Dioxin-like PCBs: once every six months for short term sampling and once every month for long term sampling. The monitoring for the long-term sampling does not apply if the emission levels are proven to be sufficiently stable. The monitoring for dioxin-like PCBs does not apply where the emissions are proven to be less than 0.01 ng WHO-TEQ/Nm<sup>3</sup>.

BAT for the reduction of channelled emissions to air of dust, metals and metalloids from the incineration of waste are the following (European Commission 2019a,b; BAT 25):

- Bag filter
- Electrostatic precipitator
- Dry sorbent injection
- Wet scrubber
- Fixed- or moving-bed adsorption

BAT for the reduction of channelled emissions to air of organic compounds including PCDD/F and PCBs from the incineration of waste are the following (European Commission 2019a,b; BAT 30):

- Optimisation of incineration process
- Control of waste feed
- On-line and off-line boiler cleaner
- Rapid flue-gas cooling to prevent de novo synthesis
- Dry sorbent injection by activated carbon or other reagents
- Fixed or moving bed adsorption
- SCR (Selective Catalytic Reduction) (where SCR is used for NO<sub>x</sub> abatement, the adequate surface of the SCR system also provides for the partial reduction of PCDD/F and PCB)
- Catalytic filter bags
- Carbon sorbent in a wet scrubber (PCDD/F and PCB are adsorbed by carbon sorbent added to the wet scrubber, either in the scrubbing liquor or in the form of impregnated packing elements. This technique is also used to prevent or reduce the re-emission of PCDD/F in the scrubber (the so called memory effect) occurring specially during shutdown and start-up periods).

The BAT associated emission levels for PCDD/F and PCDD/F and dioxin-like PCBs are shown in Table 24.

Table 25: BAT-associated emission levels (BAT-AELs) for channelled emissions to air of TVOC, PCDD/PCDF and dioxin-like PCB from the incineration of waste.

Parameter	Unit	BAT-AEL		Averaging period
		New Plant	Existing plant	
TVOC	mg/Nm <sup>3</sup>	< 3-10	< 3-10	Daily average
PCDD/PCDF <sup>1</sup>	ng I-TEQ/Nm <sup>3</sup>	< 0.01-0.04	< 0.01-0.06	Average over the sampling period
		< 0.01-0.06	< 0.01-0.08	Long term sampling period <sup>2</sup>
PCDD/PCDF + dl-PCB <sup>1</sup>	ng WHO-TEQ/Nm <sup>3</sup>	< 0.01-0.06	< 0.01-0.08	Average over the sampling period
		< 0.01-0.08	< 0.01-0.1	Long term sampling period <sup>2</sup>

<sup>1</sup>Either the BAT-AEL for PCDD/PCDF or BAT-AEL for PCDD/PCDF + dioxin-like PCB applies

<sup>2</sup>The BAT-AEL does not apply if the emission levels are proven to be sufficiently stable

(Commission Implementing Decision 12.11.2019, European Commission 2019a)

### Recovery in cement kilns

Stable molecules (and dioxin precursors) like PCB or POPs pesticides need to be fed at the “hot end” of the kiln into the burner flame with temperature up to 2000°C and residence time of more than 5 seconds above 1100°C which can guarantee a high destruction efficiency and low related emissions. PBDE/DP containing plastic waste might be fed at kiln inlet at 1100°C if the residence time and destruction efficiency is appropriate. A properly configured test-burn, together with the establishment of the destruction efficiency, which incorporates an analysis of all emissions from the process including from products and the bypass stack, should always be carried out before any POPs waste is considered for routine disposal. Ideally POPs destruction projects are monitored continuously by long term sampling of unintentionally POPs and the POPs in the feeding material (Weber 2007, Reinmann et al. 2010). Modification of cement kilns with post combustion have recently been added in some cement kilns in Austria. Also improved flue gas treatment systems has been established in some cement kiln with secondary fuel use and is described in the EU BAT Reference Document (European Commission 2013a).

Cement kilns with pre-heaters normally have PCDD/PCDF emission levels well below 0.1 ng TEQ/Nm<sup>3</sup> (Karstensen et al. 2006). In the BAT conclusions for cement, lime and magnesia the BAT-AEL for the emissions of PCDD/Fs from the flue-gases of the kiln firing processes is <0.05 – 0.1 ng PCDD/F I-TEQ/Nm<sup>3</sup>, as the average over the sampling period (6 – 8 hours). The following BAT techniques are described in the BAT conclusions for cement, lime magnesia:

- Carefully selecting and controlling of kiln inputs (raw material and fuels), i.e. chlorine, copper and volatile compounds
- Limiting/avoiding the use of wastes which contain chlorinated organic materials
- Avoid feeding fuels with a high content of halogens in secondary firing
- Quick cooling of kiln flue gases to lower than 200°C and minimising residence time of flue gases and oxygen content in zones where the temperature range between 300 and 400°C
- Stop co-incinerating waste for operations such as start-ups and/or shutdowns

Options and limitations for the destruction of PBDEs in wastes (such as plastics from WEEE, automotive/transport shredder, polyurethane foam from furniture insulation or mattresses) in cement kilns need a detailed evaluation of the individual kiln to decide on the options and limits of recovery energy from PBDE/BFR-containing materials in such kilns. Such assessment should include comprehensive monitoring of the release of PBDEs and other unintentionally produced POPs and brominated and brominated-chlorinated

toxic substances including PBDD/PBDF and PXDD/PXDF. Considering that the build-up of chloride (and most likely bromide too) within a cement kiln can take weeks, an assessment and appropriate monitoring of the fate of PBDE/BFR-containing materials on associated pollutant releases could best be performed through long-term monitoring (Reinmann et al. 2010) considering the recently developed CEN standard EN 1948-5 for long term PCDD/F sampling (DIN 2015; Reinmann 2015). The following measures are proposed (Umweltbundesamt 2017):

- Limitation of POP contaminated waste/residues in co-incineration plants and industrial plants. Representative sampling of individual batches of POP contaminated waste/residues is necessary before using them as input material.
- Avoid/prohibit highly contaminated waste/residues in co-incineration plants.
- Before treating POP contaminated waste/residues in industrial plants, test runs (including monitoring of POP emissions) have to be conducted.
- If POP contaminated waste/residues are used as input materials in industrial plants, regular/continuous monitoring of POP emissions is necessary. If a destruction of these POPs cannot be ensured in the industrial plant, the POP residues/waste must not be used as input material.
- If there are any changes in the process involving POP contaminated waste/residues, test runs (including monitoring of POP emissions) have to be conducted.

A properly configured test-burn, including the assessment of the destruction efficiency of the kiln, which incorporates an analysis of emissions (including sampling for PBDEs and PXDD/PXDF) from the process and the bypass stack together with the concentrations in clinker and cement kiln dust, should always be carried out before PBDE waste is considered for routine disposal. The routine disposal of PBDE-containing wastes can be supervised by long-term monitoring of unintentionally produced POPs and PBDD/PBDF or PBDE in stack emissions (Reinmann et al. 2010) for an appropriate control of releases over the time span of the POPs destruction project. Similarly DP containing waste can be disposed in BAT cement kilns in this frame.

## Recovery in metal industries

### *Copper smelters and integrated smelters-refineries*

BAT techniques for the reduction of PCDD/F emissions in secondary copper production are the following (European Commission 2017; Table 26 and Table 27):

- Select and feed the raw materials according to the furnace and the abatement technique used;
- Optimise combustion conditions to reduce the emissions of organic compounds;
- Use charging systems, for a semi-closed furnace, to give small additions of raw material;
- Thermal destruction of PCDD/PCDF in the furnace at high temperatures (> 850°);
- Use oxygen injection in the upper zone of the furnace;
- Internal burner system;
- Post-combustion chamber or afterburner or regenerative thermal oxidiser;
- Avoid exhaust systems with a high dust build-up for temperatures > 250°;
- Rapid quenching;
- Injection of adsorption agent in combination with an efficient dust collection system.

These techniques are also effective with regard to PBDE/DP emissions.

General BAT/BEP considerations and guidance with primary and secondary measures on unintentional POPs release from copper smelters are compiled in Table 26 and Table 27.

Table 26: Summary of primary and secondary measures for secondary copper smelters.

Measure	Description	Considerations	Other comments
<b>Primary measures</b>			
Presorting of feed material	The presence of oils, plastics, organic materials and chlorine compounds in the feed material should be avoided to reduce the generation of PCDD/PCDF during incomplete combustion or by de novo synthesis	Processes to consider include: <ul style="list-style-type: none"> <li>• Strict control over materials sources</li> <li>• Oil removal from feed material</li> <li>• Use of milling and grinding techniques with good dust extraction and abatement</li> <li>• Elimination of plastic by stripping cable insulation</li> <li>• In order to increase the secondary recovery yields from scrap the following techniques can be used:                             <ul style="list-style-type: none"> <li>• manual separation for the separation of large visible constituents</li> <li>• magnetic separation for the separation of ferric metals</li> <li>• optical or eddy current separation for the separation of aluminium</li> <li>• relative density separation for the separation of different metal and non-metallic constituents</li> </ul> </li> </ul>	Thermal decoating and de-oiling processes for oil removal should be followed by afterburning to destroy any organic material in the off-gas
Effective process control	Good combustion. Process control systems should be utilized to maintain process stability and operate at parameter levels that will contribute to minimizing generation of chemicals listed in Annex C	PCDD/PCDF emissions may be minimized by controlling other variables such as temperature, residence time, gas composition and fume collection damper controls after having established optimum operating conditions for the reduction of PCDD/PCDF	Continuous emissions sampling of PCDD/PCDF has been demonstrated for some sectors (for example, waste incineration), but research is still ongoing for applications to other sources
<b>Secondary measures</b>			
Fume and gas collection	Effective fume and off-gas collection should be implemented in all stages of the smelting process to capture PCDD/PCDF emissions	Measures to prevent or reduce diffuse emissions from pretreatment are: <ul style="list-style-type: none"> <li>• enclosed conveyers or pneumatic transfer systems,</li> <li>• enclosed building,</li> <li>• dust suppression systems such as water cannons or water sprinklers,</li> <li>• enclosed equipment</li> <li>• extraction system such as a hood.</li> </ul> Measures to prevent or reduce diffuse emissions from charging, smelting and tapping operation are: <ul style="list-style-type: none"> <li>• Briquetting and pelletisation of raw materials,</li> <li>• Enclosed charging system such as single jet burner, door sealing, closed conveyers or feeders,</li> </ul>	a gas extraction system and a dust and gas abatement system have to be connected

Measure	Description	Considerations	Other comments
		<ul style="list-style-type: none"> <li>• The operation of the furnace and gas route under negative pressure and a sufficient gas extraction rate,</li> <li>• Capture hood/enclosures at charging and tapping points,</li> <li>• Encapsulation of the furnace in extractable housing,</li> <li>• Furnace sealing,</li> <li>• Holding of the temperature in the furnace at the lowest required level,</li> <li>• Boosted suction systems,</li> <li>• Enclosed building in combination with other techniques to collect the diffuse emissions,</li> <li>• Double bell charging system,</li> <li>• Use of lids on throats of rotary anode furnace.</li> </ul>	
High-efficiency dust removal	Dusts and metal compounds should be removed as this material possesses high surface area on which PCDD/PCDF easily adsorb. Removal of these dusts would contribute to the reduction of PCDD/PCDF emissions	Processes to consider include: <ul style="list-style-type: none"> <li>• Fabric filters (most effective method)</li> <li>• Wet/dry scrubbers in combination with ESP</li> <li>• Ceramic filters</li> </ul>	Dust removal is to be followed by afterburners and quenching. Collected dust must be treated in high-temperature furnaces to destroy PCDD/PCDF and recover metals
Afterburners or regenerative thermal oxidizers and quenching	Afterburners or regenerative thermal oxidizers should be used at temperatures >950 °C to ensure full combustion of organic compounds, followed by rapid quenching of hot gases to temperatures below 250 °C	Considerations include: <ul style="list-style-type: none"> <li>• PCDD/PCDF formation at 250–500 °C, and destruction &gt; 850 °C with O<sub>2</sub></li> <li>• Requirement for sufficient O<sub>2</sub> in the upper region of the furnace for complete combustion</li> <li>• Need for proper design of cooling systems to minimize reformation time</li> </ul>	De novo synthesis is still possible as the gases are cooled through the reformation window
Adsorption on activated carbon	Activated carbon treatment should be considered as this material possesses large surface area on which PCDD/PCDF can be adsorbed from smelter off-gases	Processes to consider include: <ul style="list-style-type: none"> <li>• Treatment with activated carbon using fixed or moving bed reactors</li> <li>• Injection of adsorption agent (powdered carbon) into the gas stream followed by efficient dust collection system</li> </ul>	Lime/carbon mixtures can also be used
<b>Emerging research</b>			
Catalytic oxidation	Catalytic oxidation is an emerging technology for sources in this sector (demonstrated technology for	Considerations include: <ul style="list-style-type: none"> <li>• Process efficiency for the vapour phase of contaminants</li> </ul>	Catalytic oxidation has been shown to destroy PCDD/PCDF

Measure	Description	Considerations	Other comments
	incinerator applications) which should be considered due to its high efficiency and lower energy consumption. Catalytic oxidation transforms organic compounds into water, CO <sub>2</sub> and hydrochloric acid using a precious metal catalyst	<ul style="list-style-type: none"> <li>Hydrochloric acid treatment using scrubbers while water and CO<sub>2</sub> are released to the air after cooling</li> <li>Complexity, sensitivity to flue gas conditions and high cost</li> </ul>	with shorter residence times, lower energy consumption and > 99% efficiency. Particulate matter should be removed from exhaust gases prior to catalytic oxidation for optimum efficiency

(UNEP 2007/2019/2023 and European Commission 2017)

Performance levels in air emissions associated with BAT / BEP for secondary copper smelters are  $\leq 0.1$  mg I-TEQ/Nm<sup>3</sup> (at operating oxygen concentrations). Further details can be found in the Stockholm Convention BAT/BEP guidelines(UNEP2007/2019) and in the EU NFM BREF (European Commission 2017).

### Electric arc furnaces

The major feedstock for the EAF is ferrous scrap, which may be comprised of scrap from inside the steelworks, cut-offs from steel product manufacturers (e.g. vehicle builders) and capital or post-consumer scrap (e.g. end-of-life products) (European Commission 2013b).

EAFs have not been considered to be facilities for recovery of PBDE/BFR-containing wastes. For a number of years it has been demonstrated that EAFs processing scrap metals can generate high levels of PCDD/PCDF in solid wastes and dust from flue gas cleaning (European Commission 2013b). More recently, PBDE and PBDD/PBDF emissions from EAFs have been reported for China and Turkey (Du et al. 2010a,b; Odabasi et al. 2009; Wang et al. 2010). The levels from metallurgical processes were higher than from incinerators (Du et al, 2010a,b). This demonstrates that feedstock wastes containing PBDE is entering EAFs and needs to be addressed in the Stockholm Convention implementation. Since EAFs can facilitate the recovery of metals, such cases might fall into the category of recycling and recovery of materials containing PBDEs.

Specific BAT/BEP considerations to reduce or eliminate PBDEs, DPs and PXDD/PXDF release from EAFs are compiled in Table 27.

Table 27: Summary of primary and secondary measures for new and existing electric arc furnaces

Measure	Description	Considerations	Other comments
<b>Primary measures</b>			
General operating practices	An integral part of a facility's pollution prevention programme should include best environmental, operating and maintenance practices for all operations and aspects of the electric arc furnace steel-making process	Generally applicable; part of an integrated concept for pollution prevention	

Measure	Description	Considerations	Other comments
Raw material quality	A review of feed materials and identification of alternative inputs and/or procedures to minimize unwanted inputs should be conducted. Documented procedures should be developed and implemented to carry out the appropriate changes	Generally applicable. Measures include changes in material specifications, improved quality control programmes, changes in the types of raw materials (such as controlling the use of oily scrap) and programmes to prevent the entry of contaminants	
Electric arc furnace operation	Minimizing the duration of the roof being open for charging, reduction of air infiltration into the furnace, and avoiding or minimizing operational delays	Collateral benefit is reduced PCDD/PCDF	Other pollutants are reduced, including aromatic organohalogen compounds, carbon monoxide, hydrocarbons and greenhouse gases
Off-gas conditioning	Design and installation of an adequately sized gas conditioning system based on optimum system parameters should prevent or minimize formation of PCDD/PCDF in the gas conditioning system. Development and implementation of documented operating and maintenance procedures should be developed to assist in optimizing the operation of the gas conditioning system	A reduction in de novo synthesis in the gas conditioning system has been linked to the rapid cooling of the furnace off-gases to below a range of 225 °C to 200 °C	
Continuous parameter monitoring	A continuous parameter monitoring system such as Continuous Opacity Monitors (COMs) or Bag Leak Detection (BLD) systems should be employed to ensure optimum operation. Operators should prepare a site-specific monitoring plan for the continuous parameter monitoring system and keep records that document conformance with the plan	Correlations between parameter values and stack emissions (stable operation) should be established. Parameters are then continuously monitored in comparison to optimum values	System can be alarmed and corrective action taken when significant deviations occur
<b>Secondary measures</b>			
Off-gas collection	Primary and secondary emissions (incl. scrap preheating, charging, melting, tapping, ladle furnace and secondary metallurgy) should be collected as much as possible to achieve an efficient extraction of all emission sources, preferably at the source of origin and then abated.. Combination of direct off-gas extraction (4th hole or 2nd hole) and hood systems, direct gas extraction and dog house systems or direct gas extraction and total building evacuation are the preferred systems. Dust collection efficiency of primary and secondary emissions from the electric arc furnace should be maximized.	combination of direct fume extraction and hood system is often used. This combination achieves a collection of about 98% of the primary emissions. Ventilation systems in the EAF melt shop should be appropriately sized to ensure capture of process emissions within the building and conveyance to the air pollution control system.	A combination of a direct extraction device and a furnace enclosure can achieve collection rates from 97-100% of the total dust emissions. 98% efficiency or more of dust collection is achievable



Measure	Description	Considerations	Other comments
Fabric filters	<p>Bag filters are very effective in capturing all particle-bound pollutants, e.g. heavy metals as well as organochlorine pollutants such as PCDD/F particularly if adsorption agents are used.</p> <p>Well-designed and maintained fabric filters achieve less than 5 mg dust/Nm<sup>3</sup> as daily average.</p> <p>Procedures should be developed for the operation and maintenance of the fabric filter dust collector to optimize and improve collection performance, including optimization of fabric bag cleaning cycles, improved fabric bag material and preventive maintenance practices.</p> <p>An important issue for a sound bag filter operation is to prevent incandescent particles from reaching the filtering medium and thus burning holes into it. For this purpose, spark arresting devices, such as cyclones are often installed in the raw gas ducts.</p> <p>A continuous temperature monitoring and alarm system should be provided to monitor the off-gas inlet temperature to the emission control device.</p> <p>A bag leak detection system should be provided with documented operating and maintenance procedures for responding to monitoring system alarms</p>	<p>There are correlations between PCDD/PCDF emissions and dust emissions. At various flue gas temperatures, PCDD/PCDF will be absorbed and adsorbed on the dust captured in the fabric filter. Modern baghouses that are appropriately sized, operated, maintained and monitored are capable of dust emissions &lt; 5 mg/Nm<sup>3</sup>.</p> <p>To achieve these emission levels, it is important to avoid that parts of the bag filters are destroyed. Here good operation which consists of the continuous monitoring of dust emissions and consequent replacement of all destroyed bag filters are important.</p>	<p>Maintaining the off-gases in the baghouse to below 60 °C will reduce PCDD/PCDF evaporation and increase capture of PCDD/PCDF associated with the dust.</p> <p>The collected dust should be appropriately managed, considering the pollutants contained in the dust.</p> <p>Enclosing the filter dust collection areas and transfer points minimizes diffuse dust.</p> <p>The use of appropriately sized and operated ventilation systems will reduce facility workers to occupational exposure of pollutants.</p>
Post-combustion of off-gas	<p>Well optimised post-combustion in a combustion chamber reduces the emission of organic and organochlorine compounds such as PAH, PCB or PCDD/F. Post-combustion with the additional aim of minimising organic micropollutants needs an adequate retention time, turbulence and temperature.</p> <p>To prevent the de novo synthesis of PCDD/F, it is essential to have a rapid cooling (quenching) of the fumes as soon as possible after post-combustion to a temperature of below 250 °C at which all risk of de novo synthesis is excluded.</p>	<p>In general, with proper post-combustion followed by rapid cooling emission concentrations of PCDD/F of lower than 0.1 ng I-TEQ/Nm<sup>3</sup> can be achieved.</p>	<p>PCDD/PCDF that have been formed in the process undergo dechlorination reactions as the off-gas is burnt by the additional oxygen burners.</p> <p>This technique with a rapid water quench has been an early PCDD/PCDF emission control technique applied to electric arc furnace steel making</p>

Measure	Description	Considerations	Other comments
Adsorbent injection	In order to reduce POPs, especially PCDD/F in the total off-gas (primary and secondary emissions) adsorbents (e.g. activated carbon, pulverized activated lignite coke or mixtures of these with lime) can be dosed to the exhaust duct before the dust abatement device. Residual PCDD/F emission concentrations of 0.01-0.1 ng I-TEQ/Nm <sup>3</sup> are achievable. Besides PCDD/F adsorption, activated carbon and pulverized activated lignite coke have shown high efficiency of separation of heavy metals and a certain efficiency in removing mercury from the gas phase. The technique has been implemented in several European EAF plants since 1997.		
Minimize solid waste generation	Electric arc furnace slag and filter dust should be recycled to the extent possible. Filter dust from high-alloy steel production, where possible, may be treated to recover valuable metals. Best management practices should be developed and implemented for hauling and handling dust-generating solid wastes. Excess solid waste should be disposed of in an environmentally sound manner		
Minimize wastewater	Closed-loop water-cooling systems for electric arc furnace components avoid wastewater being generated. Recycle wastewater to the maximum extent possible. Residual wastewater should be treated. Semi-dry air pollution control systems can be designed to have zero discharge of excess wastewater. Wastewater from wet gas cleaning systems should be treated before discharging to the environment	These measures would be primarily associated with general pollution prevention and control practices rather than being applied specifically, or only, for the purpose of PCDD/PCDF	No standards were found on PCDD/PCDF limits for treated wastewater discharged as final effluent from wet off-gas cleaning systems

(European Commission 2013b)

A performance level associated with best available techniques for air emissions of PCDD/PCDF from secondary steel-making plants and iron and steel foundries is < 0.1 ng I-TEQ/Nm<sup>3</sup> (at operating oxygen concentrations) (European Commission 2013b).

### Primary steel industry

Plastic and possibly other polymers are used in the primary steel industry either i) directly in blast furnaces as coke substitutes or ii) as substitutes for coal in the production of coke (Japan National Institute for Environmental Studies 2010; European Commission 2013b). An LCA for PBDE-containing TV casings (Hirai et al. 2007) compared four scenarios: material recycling, feedstock recycling, incineration and landfilling. It concluded that feedstock recycling of PBDE-containing material in the primary steel industry could be preferable compared to the second-best option of material recycling but noted that the capacity is limited because of the Br content of the plastics.

According to the European BAT reference document for iron and steel, shredder residue are feedstocks in primary steel production (European Commission 2013b), there are no data published for emissions from an operating blast furnace with explicit co-treatment of PBDE-containing materials. The BAT/BEP document,

however, emphasizes that to assess the options and limitations of the feedstock use of such polymer rich fractions (from mixed electronics and/or automotive shredder) it is necessary to ascertain heavy metal content of the polymer feedstock<sup>24</sup> in order to assess its suitability and limitation for use<sup>25</sup> (European Commission 2013b). Hirai et al. (2007) found that bromine/halogen content was one factor limiting the extent of use in the primary steel industry<sup>26</sup> as the Japanese steel industry only accepts a halogen content of up to 0.5% (bromine or chlorine). In Europe the allowable halogen content appears higher.<sup>27</sup>

The conditions in a blast furnace are likely to destroy PBDEs/DP and other halogenated organics in furnaces with high efficiency. Emissions of PBDEs and PBDD/PBDF, however, need to be assessed in detail to ensure compliance with the Stockholm Convention obligations.

### *Secondary aluminium industries*

Processes used in secondary aluminium smelting are dependent on feed material. Feed consists of process scrap, used beverage cans, foils, extrusions, commercial scraps, turnings and old rolled or cast metal. The use of chlorine and chlorides (as salt flux) provides a source of chlorine and hence the potential for the formation of PCDD/F in the combustion zone and in the cooling part of the off-gas treatment system (de novo synthesis). The use of modern regenerative burners can prevent or minimize de novo synthesis. Efficient dust filtration removes organic compounds and the PCDD/F that are associated with dust; carbon may be added to increase the cleaning efficiency. Afterburning of the off-gases may also be carried out to destroy organic compounds produced in the furnace or in pre-treatment stages (UNEP 2007/2019/2023).

PBDD/PBDF and PXDD/PXDF have been detected in stack gas emissions from secondary aluminium smelters (Du et al. 2010a, b). Thus, secondary aluminium plants should be properly assessed for the release of PBDEs, PBDD/PBDF and PXDD/PXDF into the air and solid residue.

The Stockholm Convention BAT/BEP guidelines provide primary and secondary measures for secondary aluminium (UNEP 2007/2019/2023). Primary measures include the pre-sorting of the feed material and the avoidance of bromine or chlorine in the feed, the use of reverberatory furnace for organic scrap (internal afterburning system). Secondary measures are the adsorption on activated carbon or afterburning and rapid quenching.

PCDD/PCDF performance levels in air emissions associated with best available techniques and best environmental practices for secondary aluminium smelters are  $\leq 0.1$  ng I-TEQ/Nm<sup>3</sup> (at operating oxygen concentrations) (European Commission 2017, UNEP 2007/2019/2023).

### References

See the list of references provided in Chapter 7 of this guidance document.

---

<sup>24</sup>Particularly mercury, but also of cobalt, chromium, arsenic, lead, nickel, cadmium and zinc.

<sup>25</sup> The European IS BREF specifies the limits for cobalt, chromium, arsenic, lead, nickel, mercury, cadmium and zinc in plastic feedstock recycling in blast furnaces (European Commission 2013b).

<sup>26</sup>The bromine content of waste TV casings generated in Japan each year is 705 tons or nearly twice the 400 tonnes of total halogen that could be accepted/managed by plastic feedstock recycling in the Japanese primary steel industry. Consequently, a maximum of about 50% of the TV plastics could theoretically be recovered via this route for Japan (Hirai et al. 2007).

<sup>27</sup> In Europe chlorine content of up to 1.5% (Bremen/Germany) (Tukker 2002) and 2% (Linz/Austria) (European Commission 2017) is reportedly acceptable to the steel industry.